

2020

# SIDING COLLECTION

Polymer & Vinyl Siding, Stone Veneer, Trim, Accessories and Railing Products

## Product Catalog

Polymer & Vinyl Siding Products

Vinyl Carpentry®  
Soffit & Vertical Siding

Vinyl Carpentry® Accessories

STONEfaçade™ Architectural  
Stone Cladding System

Restoration Millwork®  
Cellular PVC Trim

CertaWrap™  
Weather Resistant Barrier

EverNew® Vinyl Railing

Posts and Columns

EverNew® Vinyl Decking

**CertainTeed**  
SAINT-GOBAIN

# WHAT'S NEW

Below are the NEW additions for this product catalog

## SIDING PRODUCTS

### **Cedar Impressions® Single 7" Perfection Shingles**

Panels and Corners are available in the following solid colors -

Colonial White (01), Charcoal Gray (46), Cypress (42), Flagstone (97), Granite Gray (34), Hearthstone (19), Natural Clay (60), Pacific Blue (27), Sable Brown (29), Savannah Wicker (59), Seagrass (30), Sterling Gray (33)

### **Cedar Impressions® Double 7" Perfection Shingles 3G**

The next generation of Double 7" Perfection shingle with enhanced natural cedar shingle appearance and improved installation features making applications more attractive and easier to install. Available in 22 colors.

### **Cedar Impressions® Single 6-1/3" Perfection Shapes - Scallop, Octagon and Half-Cove**

**Scallop:** available in the following solid colors - Autumn Red (23), Colonial White (01), Charcoal Gray (46), Cypress (42), Natural Clay (60), Pacific Blue (27), Savannah Wicker (59), Sterling Gray (33)

**Octagon:** available in the following solid colors - Autumn Red (23), Colonial White (01), Charcoal Gray (46), Natural Clay (60), Pacific Blue (27), Sterling Gray (33)

**Half-Cove:** available in the following solid colors - Colonial White (01), Natural Clay (60), Pacific Blue (27), Sterling Gray (33)

### **Monogram® Double 4", Double 5" Clapboard and Double 5" Dutchlap Siding**

Panels are available in the following solid colors - Wedgewood Blue (89) and Weathered Wood (90)

### **Monogram® Double 4" and Double 5" Clapboard Siding**

Panels are available in the following Ageless Cedar™ Color Blends - Cedar Blend (79), Driftwood Blend (80), Natural Blend (78) and Rustic Blend (82)

### **MainStreet™ Double 4", Double 5" Clapboard and Double 4", Double 5" Dutchlap Siding**

Panels are available in - Herringbone (04)

### **3/4" Outside Cornerpost Woodgrain Trim, 3/4" Inside Cornerpost Matte Trim, 3/4" J-Channel Matte and Undersill Matte**

Available in the following solid colors - Wedgewood Blue (89) and Weathered Wood (90)

### **1/2" H-Bar Matte Trim**

Available in the following solid colors - Autumn Red (23), Charcoal Gray (46) and Pacific Blue (27)

# Table of Contents

- Color Matrix .....2
- Accessory Matrix.....4
- Shake & Shingle Siding**
- Cedar Impressions® Polymer Shake & Shingle Siding .....5
- Cedar Impressions® Accessories .....7
- Northwoods® Vinyl Shake & Shingle Siding .....10
- Insulated Siding**
- CedarBoards™ and CedarBoards™ XL Insulated Siding .....11
- CedarBoards™ Accessories.....12
- Vinyl Siding**
- Monogram® .....14
- Monogram® XL .....15
- Restoration Classic™ .....16
- Board & Batten.....17
- Carolina Beaded™ .....18
- MainStreet™ .....19
- Wolverine American Legend™ .....21
- Encore™ .....22
- Vinyl Carpentry® Soffit & Vertical Siding**
- Triple 3-1/3" Soffit .....23
- Perimeter™ Triple 3-1/3" Soffit .....23
- Chamfer Board™ Vertical Siding and Porch Panel .....24
- Ironmax™ Soffit .....24
- Beaded Soffit .....25
- Universal Soffit.....26
- Value Soffit .....27
- Vinyl Carpentry® Accessories**
- Corner Systems.....28
- Window & Door Trim .....34
- Wall Transitions.....36
- Soffit Transitions.....37
- J-Channel.....38
- Functional Trim .....39
- Starter Strips .....41
- Soffit Trim .....42
- House Wrap**
- CertaWrap™ Weather Resistant Barrier & Housewrap .....44
- CertaWrap™ Tape.....45
- Tools**
- Shingle Repair Kit .....46
- Hand Tools.....46
- STONEfaçade™ Architectural Stone Cladding System**.....47
- Restoration Millwork® Cellular PVC Trim**.....49
- EverNew® Vinyl Railing**.....62
- Posts and Columns** .....75
- EverNew® Vinyl Decking**.....76



# Color & NGBS RC GREEN Approved Product Matrix

	GREEN APPROVED*	ARBOR BLEND	AUTUMN RED	AUTUMN YELLOW	BROWNSTONE	BUCKSKIN	CASTLE STONE	CEDAR BLEND	CHARCOAL GRAY	COLONIAL WHITE	CYPRESS	DESERT TAN	DRIFTWOOD BLEND	ESPRESSO	FLAGSTONE	FOREST	FRONTIER BLEND	GRANITE GRAY	HEARTHSTONE	HERITAGE CREAM	HERRINGBONE	LIGHT MAPLE	MELROSE	MIDNIGHT BLUE	MOUNTAIN CEDAR	NATURAL BLEND	NATURAL CLAY	OXFORD BLUE	PACIFIC BLUE	RUSTIC BLEND	SABLE BROWN	SANDSTONE BEIGE	SAVANNAH WICKER	SEA GRASS	SLATE	SNOW	SPRUCE	STERLING GRAY	WEATHERED BLEND	WEDEGEWOOD BLUE	WEATHERED WOOD					
<b>SIDING PRODUCTS</b>	57	23	10	40	41	37	79	46	01	42	07	80	43	97	47	51	34	19	11	04	55	39	45	17	78	60	32	27	82	29	15	59	30	44	31	16	33	53	89	90						
<b>NORTHWOODS®</b>																																														
S7" STRAIGHT EDGE PERFECTION SHINGLES	•	•			•	•		•	•	•	•	•	•	•										•			•	•	•	•	•	•	•	•					•							
S7" STRAIGHT EDGE ROUGH-SPLIT SHAKES	•	•			•				•	•	•			•													•	•												•						
S9" STAGGERED ROUGH-SPLIT SHAKES	•	•			•							•		•												•	•													•						
<b>CEDARBOARDS™ &amp; CEDARBOARDS™ XL</b>																																														
D6" ROUGH CEDAR	•	•			•			•	•	•	•			•				•	•								•	•												•	•					
S7" ROUGH CEDAR	•	•			•			•	•	•	•			•					•	•							•	•												•	•					
D6" EXTENDED LENGTH ROUGH CEDAR								•	•	•	•			•					•	•							•	•													•	•				
S7" EXTENDED LENGTH ROUGH CEDAR								•	•	•	•			•					•	•							•	•													•	•				
S12" BOARD & BATTEN ROUGH CEDAR	•	•						•	•																		•														•					
<b>MONOGRAM®</b>																																														
D4" ROUGH CEDAR	•	•	•	•	•	•	•	•	•	•	•	•	•	•	•	•	•	•	•	•	•	•	•	•	•	•	•	•	•	•	•	•	•	•	•	•	•	•	•	•	•	•	•	•	•	
D5" ROUGH CEDAR	•	•	•	•	•	•	•	•	•	•	•	•	•	•	•	•	•	•	•	•	•	•	•	•	•	•	•	•	•	•	•	•	•	•	•	•	•	•	•	•	•	•	•	•	•	•
D5" DUTCHLAP ROUGH CEDAR	•	•	•	•	•	•	•	•	•	•	•	•	•	•	•	•	•	•	•	•	•	•	•	•	•	•	•	•	•	•	•	•	•	•	•	•	•	•	•	•	•	•	•	•	•	•
<b>MONOGRAM® XL</b>																																														
D4" ROUGH CEDAR	•			•	•			•	•	•		•						•	•				•	•			•	•													•	•				
D5" DUTCHLAP ROUGH CEDAR	•							•	•									•	•								•	•														•	•			
<b>RESTORATION CLASSIC™</b>																																														
D4" SELECT CEDAR	•	•	•	•	•	•	•	•	•	•	•	•	•	•	•	•	•	•	•	•	•	•	•	•	•	•	•	•	•	•	•	•	•	•	•	•	•	•	•	•	•	•	•	•	•	•
D4-1/2" DUTCHLAP SELECT CEDAR	•	•	•	•	•	•	•	•	•	•	•	•	•	•	•	•	•	•	•	•	•	•	•	•	•	•	•	•	•	•	•	•	•	•	•	•	•	•	•	•	•	•	•	•	•	•
D5" SELECT CEDAR	•		•						•	•	•							•	•								•	•														•	•			
D4-1/2" & T3" SMOOTH	•							•	•									•	•								•	•														•	•			
<b>BOARD &amp; BATTEN</b>																																														
S8" VERTICAL ROUGH CEDAR	•							•	•	•								•	•							•	•														•	•				
S7" VERTICAL ROUGH CEDAR	•	•	•	•	•	•	•	•	•	•	•	•	•	•	•	•	•	•	•	•	•	•	•	•	•	•	•	•	•	•	•	•	•	•	•	•	•	•	•	•	•	•	•	•	•	•
<b>CAROLINA BEADED™</b>																																														
S6-1/2" BRUSHED	•				•			•	•	•								•	•							•	•														•	•				
<b>MAINSTREET™</b>																																														
D4", D5", D4" & D5" DL WOODGRAIN	•	•	•	•	•	•	•	•	•	•	•	•	•	•	•	•	•	•	•	•	•	•	•	•	•	•	•	•	•	•	•	•	•	•	•	•	•	•	•	•	•	•	•	•	•	•
6-1/2" BEADED BRUSHED	•							•	•	•								•	•								•	•														•	•			
T3" BRUSHED	•							•	•									•	•								•	•														•	•			
S8" WOODGRAIN	•							•	•									•	•								•	•														•	•			
<b>WOLVERINE AMERICAN LEGEND™</b>																																														
D4" & D4-1/2" DUTCHLAP WOODGRAIN	•	•	•	•	•	•	•	•	•	•	•	•	•	•	•	•	•	•	•	•	•	•	•	•	•	•	•	•	•	•	•	•	•	•	•	•	•	•	•	•	•	•	•	•	•	•
D5" CLAPBOARD WOODGRAIN	•	•						•	•	•	•	•	•	•	•	•	•	•	•	•	•	•	•	•	•	•	•	•	•	•	•	•	•	•	•	•	•	•	•	•	•	•	•	•	•	•
<b>ENCORE™</b>																																														
D4" & D4-1/2" DUTCHLAP WOODGRAIN†	•			•	•			•	•	•								•	•							•	•														•	•				
D5" CLAPBOARD WOODGRAIN	•			•	•			•	•	•								•	•							•	•															•	•			

\*Download approval specification at [www.greenapprovedproducts.com](http://www.greenapprovedproducts.com)

†Dimensions shown are nominal

★ NEW COLOR

# Color & NGBS RC GREEN Approved Product Matrix

## SIDING PRODUCTS

GREEN APPROVED*	AUTUMN RED	AUTUMN YELLOW	BUCKSKIN	▲ CEDAR BLEND	CEDAR BLEND – LIGHT	CEDAR BLEND – MEDIUM	CEDAR BLEND – DARK	CHARCOAL GRAY	COLONIAL WHITE	CYPRESS	DESERT TAN	▲ DRIFTWOOD BLEND	DRIFTWOOD BLEND – LIGHT	DRIFTWOOD BLEND – MEDIUM	DRIFTWOOD BLEND – DARK	FLAGSTONE	FOREST	GRANITE GRAY	HEARTHSTONE	HERITAGE CREAM	HERRINGBONE	LIGHT MAPLE	MOUNTAIN CEDAR	▲ NATURAL BLEND	NATURAL BLEND – LIGHT	NATURAL BLEND – MEDIUM	NATURAL BLEND – DARK	NATURAL CLAY	PACIFIC BLUE	▲ RUSTIC BLEND	RUSTIC BLEND – LIGHT	RUSTIC BLEND – MEDIUM	RUSTIC BLEND – DARK	SABLE BROWN	SAVANNAH WICKER	SEAGRASS	SPRUCE	STERLING GRAY
23	10	41	79	70	71	72	46	01	42	07	80	94	95	96	97	47	34	19	11	04	55	17	78	86	87	88	80	67	20	82	73	74	75	29	59	30	16	33

### CEDAR IMPRESSIONS® SHINGLES

#### SAWMILL SHINGLES

INDIVIDUAL 5" SAWMILL	●				●	●	●		●				●	●	●										●	●	●	●		●	●	●	●	●	●	●	●	●	●	
T5" STRAIGHT EDGE SAWMILL	●	●		●				●	●	●	●				●	●	●	●	●	●	●	●	●						●	●						●	●	●	●	●

#### PERFECTION SHINGLES

S7" VARIEGATED AND SOLID PERFECTION	●			●				★	★	★	●				★			★	★					●				★	★	●					★	★	★	★	★			
D7" STRAIGHT EDGE PERFECTION 3G	●	●	●	●				●	●	●	●				●	●	●	●	●	●	●	●	●					●	●	●	●					●	●	●	●	●		
D7" STRAIGHT EDGE PERFECTION LEGACY	●	●	●	●				●	●	●	●				●	●	●	●	●	●	●	●	●					●	●	●	●					●	●	●	●	●		
D7" STAGGERED PERFECTION	●	●		●				●	●	●	●				●	●	●	●	●	●	●	●	●					●	●	●	●					●	●	●	●	●		
S6-1/3" PERFECTION SHAPES – SCALLOP		●						●	●	●																		●	●										●	●		
S6-1/3" PERFECTION SHAPES – OCTAGON		●						●	●																			●	●											●	●	
S6-1/3" PERFECTION SHAPES – HALF-COVE								●																				●	●												●	●

### CEDAR IMPRESSIONS® SHAKES

#### ROUGH SPLIT SHAKES

D7" STRAIGHT EDGE ROUGH-SPLIT	●	●		●				●	●	●					●	●	●	●	●	●	●	●					●	●							●	●	●	●	●	
D9" STAGGERED ROUGH-SPLIT	●	●		●				●	●	●					●	●	●	●	●	●	●	●	●					●	●							●	●	●	●	●

\*Download approval specification at [www.greenapprovedproducts.com](http://www.greenapprovedproducts.com) ▶ CONSISTENT VARIEGATED COLOR THROUGHOUT THE PANEL

## VINYL CARPENTRY® SOFFIT & VERTICAL SIDING

GREEN APPROVED*	AUTUMN RED	BROWNSTONE	BUCKSKIN	CASTLE STONE	CHARCOAL GRAY	COLONIAL WHITE	CYPRESS	DESERT TAN	ESPRESSO	FLAGSTONE	FOREST	GRANITE GRAY	HEARTHSTONE	HERITAGE CREAM	HERRINGBONE	LIGHT MAPLE	MEL ROSE	MIDNIGHT BLUE	MOUNTAIN CEDAR	MUSKET BROWN	NATURAL CLAY	OXFORD BLUE	PACIFIC BLUE	SABLE BROWN	SANDSTONE BEIGE	SAVANNAH WICKER	SLATE	SNOW	STERLING GRAY
23	40	41	37	46	01	42	07	43	97	47	34	19	11	04	55	39	45	17	49	60	32	27	29	15	59	44	31	33	

### BEADED SOFFIT/VERTICAL

T2" SOLID, T2" VENTED	●					●		●																	●	●	●	●	●	●	●	●	●	●	●	●	●	●
-----------------------	---	--	--	--	--	---	--	---	--	--	--	--	--	--	--	--	--	--	--	--	--	--	--	--	---	---	---	---	---	---	---	---	---	---	---	---	---	---

### TRIPLE 3-1/3" SOFFIT/VERTICAL

T3-1/3" SOLID AND INVISIVENT®	●					●		●				●												●		●	●											
-------------------------------	---	--	--	--	--	---	--	---	--	--	--	---	--	--	--	--	--	--	--	--	--	--	--	---	--	---	---	--	--	--	--	--	--	--	--	--	--	--

### PERIMETER TRIPLE 3-1/3" SOFFIT/VERTICAL

T3-1/3" SOLID AND HIDDEN VENT	●					●		●				●												●		●	●											
-------------------------------	---	--	--	--	--	---	--	---	--	--	--	---	--	--	--	--	--	--	--	--	--	--	--	---	--	---	---	--	--	--	--	--	--	--	--	--	--	--

### IRONMAX™ SOFFIT/VERTICAL

D5" SOLID, D5" VENTED	●					●		●				●												●		●	●	●	●	●	●	●	●	●	●	●	●	●
-----------------------	---	--	--	--	--	---	--	---	--	--	--	---	--	--	--	--	--	--	--	--	--	--	--	---	--	---	---	---	---	---	---	---	---	---	---	---	---	---

### CHAMFER BOARD™ VERTICAL SIDING AND PORCH PANEL

D5" SOLID	●					●																																
-----------	---	--	--	--	--	---	--	--	--	--	--	--	--	--	--	--	--	--	--	--	--	--	--	--	--	--	--	--	--	--	--	--	--	--	--	--	--	--

### UNIVERSAL SOFFIT/VERTICAL

T4" SOLID†, T4" VENTED†	●	●	●	●	●	●	●	●	●	●	●	●	●	●	●	●	●	●	●	●	●	●	●	●	●	●	●	●	●	●	●	●	●	●	●	●	●	●
-------------------------	---	---	---	---	---	---	---	---	---	---	---	---	---	---	---	---	---	---	---	---	---	---	---	---	---	---	---	---	---	---	---	---	---	---	---	---	---	---

T4" CENTER VENTED†	●					●																																
--------------------	---	--	--	--	--	---	--	--	--	--	--	--	--	--	--	--	--	--	--	--	--	--	--	--	--	--	--	--	--	--	--	--	--	--	--	--	--	--

D5" SOLID, D5" VENTED	●					●		●							●									●		●	●											
-----------------------	---	--	--	--	--	---	--	---	--	--	--	--	--	--	---	--	--	--	--	--	--	--	--	---	--	---	---	--	--	--	--	--	--	--	--	--	--	--

### VALUE SOFFIT

T4" SOLID†, T4" VENTED†	●					●		●																●		●	●											
-------------------------	---	--	--	--	--	---	--	---	--	--	--	--	--	--	--	--	--	--	--	--	--	--	--	---	--	---	---	--	--	--	--	--	--	--	--	--	--	--

T4" CENTER VENTED†	●					●																																
--------------------	---	--	--	--	--	---	--	--	--	--	--	--	--	--	--	--	--	--	--	--	--	--	--	--	--	--	--	--	--	--	--	--	--	--	--	--	--	--

D5" SOLID, D5" VENTED	●					●		●							●									●		●	●											
-----------------------	---	--	--	--	--	---	--	---	--	--	--	--	--	--	---	--	--	--	--	--	--	--	--	---	--	---	---	--	--	--	--	--	--	--	--	--	--	--

\*Download approval specification at [www.greenapprovedproducts.com](http://www.greenapprovedproducts.com)

†Dimensions shown are nominal

★ NEW COLOR

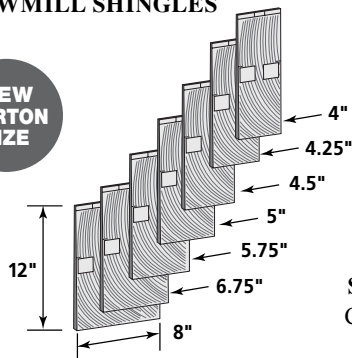


# Cedar Impressions®

## Polymer Shingle Siding - Sawmill Finish

### INDIVIDUAL 5" SAWMILL SHINGLES

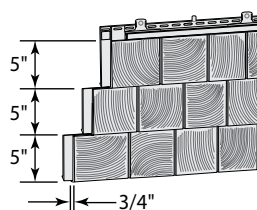
**NEW CARTON SIZE**



**Product Code: 30146**  
 Finish: Sawmill  
 Length: 7 Sizes – 4", 4.25", 4.5", 5", 5.75", 6.75", 8"  
 Exposure: 5"  
 Projection: Shingle is 1/2", installs in 1" accessory  
 Panels/Ctn.: 168  
**Squares/Ctn.: .33**  
 Cartons/Pallet: 18  
 lbs./Ctn.: ≤44

NOTE: New carton size to use after 30105 is depleted. Please check with your customer service rep. for details.

### TRIPLE 5" STRAIGHT EDGE SAWMILL SHINGLES



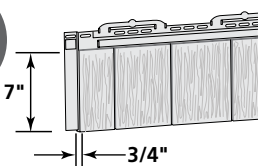
**Product Code: 30106**  
 Finish: Sawmill  
 Length: 60"  
 Exposure: 15"  
 Projection: 3/4"  
 Panels/Ctn.: 8  
 Squares/Ctn.: .50  
 Cartons/Pallet: 20  
 lbs./Ctn.: ≤43

# Cedar Impressions®

## Polymer Shingle Siding - Perfection Finish

### NEW COLORS SINGLE 7" STRAIGHT EDGE PERFECTION SHINGLES

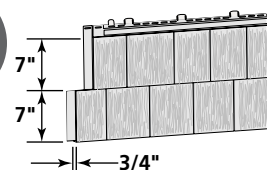
**SOLID COLORS SPRING 2020**



**Product Code: 30137**  
 Finish: Perfection  
 Length: 73.5"  
 Exposure: 7"  
 Projection: 3/4"  
 Panels/Ctn.: 14  
 Squares/Ctn.: .50  
 Cartons/Pallet: 32  
 lbs./Ctn.: ≤43

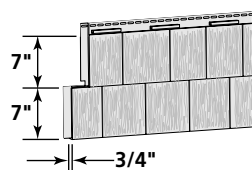
### NEW DOUBLE 7" STRAIGHT EDGE PERFECTION SHINGLES 3G

**SPRING 2020**



**Product Code: 30144**  
 Finish: Perfection  
 Length: 48"  
 Exposure: 14"  
 Projection: 3/4"  
 Panels/Ctn.: 11  
 Squares/Ctn.: .50  
 Cartons/Pallet: 14  
 lbs./Ctn.: ≤42

### DOUBLE 7" STRAIGHT EDGE PERFECTION SHINGLES LEGACY



**Product Code: 30138**  
 Finish: Perfection  
 Length: 48"  
 Exposure: 14"  
 Projection: 3/4"  
 Panels/Ctn.: 11  
 Squares/Ctn.: .50  
 Cartons/Pallet: 16  
 lbs./Ctn.: ≤42

## Polymer Siding Products

Product Code	30146 Individual 5" Sawmill Shingles	30106 Triple 5" Straight Edge Sawmill Shingles	30137 Single 7" Perfection Shingles	30144 Double 7" Straight Edge Perfection Shingles 3G	30138 Double 7" Straight Edge Perfection Shingles Legacy
Colonial White (01)	●	●	★	●	●
Autumn Red (23)		●		●	●
Autumn Yellow (10)				●	●
Buckskin (41)		●		●	●
Charcoal Gray (46)		●	★	●	●
Cypress (42)		●	★	●	●
Desert Tan (07)		●		●	●
Flagstone (97)		●	★	●	●
Forest (47)		●		●	●
Granite Gray (34)		●	★	●	●
Hearthstone (19)		●	★	●	●
Heritage Cream (11)		●		●	●
Herringbone (04)		●		●	●
Light Maple (55)		●		●	●
Mountain Cedar (17)		●		●	●
Natural Clay (60)	●	●	★	●	●
Pacific Blue (27)		●	★	●	●
Sable Brown (29)		●	★	●	●
Savannah Wicker (59)	●	●	★	●	●
Seagrass (30)	●	●	★	●	●
Spruce (16)		●		●	●
Sterling Gray (33)	●	●	★	●	●
▶ Cedar Blend (79)			●		
▶ Driftwood Blend (80)			●		
▶ Natural Blend (78)			●		
▶ Rustic Blend (82)			●		
Cedar Blend-Light (70)	●				
Cedar Blend-Med. (71)	●				
Cedar Blend-Dark (72)	●				
Driftwood Blend-L. (94)	●				
Driftwood Blend-M. (95)	●				
Driftwood Blend-D. (96)	●				
Natural Blend-Light (86)	●				
Natural Blend-Med. (87)	●				
Natural Blend-Dark (88)	●				
Rustic Blend-Light (73)	●				
Rustic Blend-Med. (74)	●				
Rustic Blend-Dark (75)	●				

★ NEW COLOR  
 ▶ CONSISTENT VARIEGATED COLOR THROUGHOUT THE PANEL

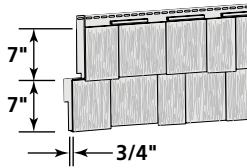
**Recommended trim:** CertainTeed recommends the use of Restoration Millwork PVC trim for the most authentic look of genuine cedar. If you choose to use CertainTeed vinyl accessories, the following solid colors are the best comparable options:  
 Natural Blend = Buckskin, Cedar Blend = Cedar Blend Solid,  
 Driftwood Blend = Granite Gray or Charcoal Gray, Rustic Blend = Sable Brown

# Cedar Impressions® (continued)

Polymer Shingle Siding – Perfection Finish

## Polymer Siding Products

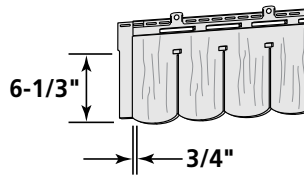
### DOUBLE 7" STAGGERED PERFECTION SHINGLES



**Product Code: 30143**  
 Finish: Perfection  
 Length: 48"  
 Exposure: 14"  
 Projection: 3/4"  
 Panels/Ctn.: 11  
 Squares/Ctn.: .50  
 Cartons/Pallet: 16  
 lbs./Ctn.: ≤44

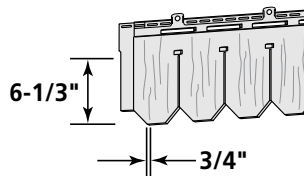
**NEW** SINGLE 6-1/3" PERFECTION SHAPES

#### SCALLOP



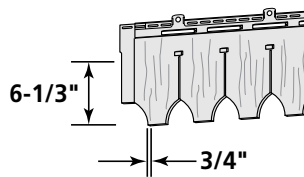
**Product Code: 30147**  
 Finish: Perfection  
 Length: 42"  
 Exposure: 6-1/3"  
 Projection: 3/4"  
 Panels/Ctn.: 18  
 Squares/Ctn.: .33  
 Cartons/Pallet: 15  
 lbs./Ctn.: ≤38

#### OCTAGON



**Product Code: 30148**  
 Finish: Perfection  
 Length: 42"  
 Exposure: 6-1/3"  
 Projection: 3/4"  
 Panels/Ctn.: 18  
 Squares/Ctn.: .33  
 Cartons/Pallet: 15  
 lbs./Ctn.: ≤35

#### HALF-COVE



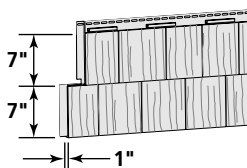
**Product Code: 30149**  
 Finish: Perfection  
 Length: 42"  
 Exposure: 6-1/3"  
 Projection: 3/4"  
 Panels/Ctn.: 18  
 Squares/Ctn.: .33  
 Cartons/Pallet: 15  
 lbs./Ctn.: ≤32

Product Code	30143	30147	30148	30149	30141	30136
	Double 7" Staggered Perfection Shingles	Single 6-1/3" Perfection Shapes – Scallop	Single 6-1/3" Perfection Shapes – Octagon	Single 6-1/3" Perfection Shapes – Half-Cove	Double 7" Straight Edge Rough-Split Shakes	Double 9" Staggered Rough-Split Shakes
Colonial White (01)	●	●	●	●	●	●
Autumn Red (23)	●	●	●		●	●
Autumn Yellow (10)						
Buckskin (41)	●				●	●
Castle Stone (37)						
Charcoal Gray (46)	●	●	●		●	●
Cypress (42)	●	●			●	●
Desert Tan (07)	●					
Espresso (43)						
Flagstone (97)	●				●	●
Forest (47)	●				●	●
Granite Gray (34)	●				●	●
Hearthstone (19)	●				●	●
Heritage Cream (11)	●					
Herringbone (04)	●					
Light Maple (55)	●					
Midnight Blue (45)						
Mountain Cedar (17)	●				●	●
Natural Clay (60)	●	●	●	●	●	●
Pacific Blue (27)	●	●	●	●	●	●
Sable Brown (29)	●				●	●
Savannah Wicker (59)	●	●			●	●
Seagrass (30)	●				●	●
Slate (44)						
Spruce (16)	●				●	●
Sterling Gray (33)	●	●	●	●	●	●

# Cedar Impressions®

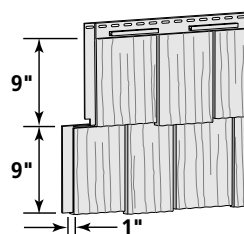
Polymer Shake Siding – Rough-Split Finish

### DOUBLE 7" STRAIGHT EDGE ROUGH-SPLIT SHAKES



**Product Code: 30141**  
 Finish: Rough-Split  
 Length: 57"  
 Exposure: 14"  
 Projection: 1"  
 Panels/Ctn.: 9  
 Squares/Ctn.: .50  
 Cartons/Pallet: 16  
 lbs./Ctn.: ≤47

### DOUBLE 9" STAGGERED ROUGH-SPLIT SHAKES



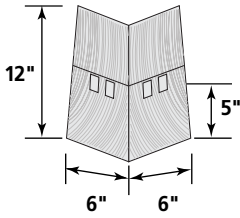
**Product Code: 30136**  
 Finish: Rough-Split  
 Length: 57"  
 Exposure: 18"  
 Projection: 1"  
 Panels/Ctn.: 7  
 Squares/Ctn.: .50  
 Cartons/Pallet: 16  
 lbs./Ctn.: ≤50



# Cedar Impressions® Accessories

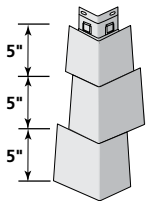
## Polymer Siding Products

### INDIVIDUAL 5" SAWMILL CORNER



**Product Code: 51405**  
 Finish: Sawmill  
 Exposure: 5"  
 Pieces/Ctn.: 24  
 Lin. Ft./Ctn.: 10'  
 Cartons/Pallet: 45  
 lbs./Ctn.: ≤ 12

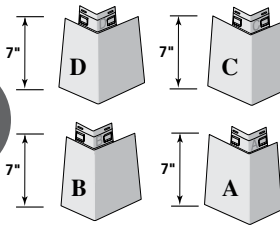
### T5" STRAIGHT EDGE SAWMILL OFFSET MITERED CORNERPOST



**Product Code: 51406**  
 Finish: Sawmill  
 Pieces/Ctn.: 32  
 Lin. Ft./Ctn.: 40'  
 Cartons/Pallet: 12  
 lbs./Ctn.: ≤ 17

### NEW 7" PERFECTION OFFSET MITERED CORNERPOSTS

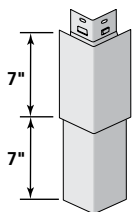
COLORS



**Product Code: 51459**  
 Finish: Perfection  
 Length: 4 Pieces – 7" each  
 Pieces/Ctn.: 40  
 Lin. Ft./Ctn.: 23' 4"  
 Cartons/Pallet: 24  
 lbs./Ctn.: ≤ 15

For use with Single 7" Perfection and Double 7" Perfection 3G

### D7" STRAIGHT EDGE PERFECTION LEGACY MITERED CORNERPOST



**Product Code: 51448**  
 Finish: Perfection  
 Length: 14"  
 Pieces/Ctn.: 20  
 Lin. Ft./Ctn.: 23' 3"  
 Cartons/Pallet: 32  
 lbs./Ctn.: ≤ 14

Product Code	51405 Individual 5" Sawmill Corner	51406 T5" Straight Edge Sawmill Offset Mitered Cornerpost	51459 7" Perfection Offset Mitered Cornerposts	51448 D7" Straight Edge Perfection Mitered Cornerpost Legacy
Colonial White (01)	●	●	★	●
Autumn Red (23)		●	★	●
Autumn Yellow (10)			★	●
Buckskin (41)		●	★	●
Charcoal Gray (46)		●	★	●
Cypress (42)		●	★	●
Desert Tan (07)		●	★	●
Flagstone (97)		●	★	●
Forest (47)		●	★	●
Granite Gray (34)		●	★	●
Hearthstone (19)		●	★	●
Heritage Cream (11)		●	★	●
Herringbone (04)		●	★	●
Light Maple (55)		●	★	●
Mountain Cedar (17)		●	★	●
Natural Clay (60)	●	●	★	●
Pacific Blue (27)		●	★	●
Sable Brown (29)		●	★	●
Savannah Wicker (59)	●	●	★	●
Seagrass (30)	●	●	★	●
Spruce (16)		●	★	●
Sterling Gray (33)	●	●	★	●
▶ Cedar Blend (79)			●	
▶ Driftwood Blend (80)			●	
▶ Natural Blend (78)			●	
▶ Rustic Blend (82)			●	
Cedar Blend-Light (70)	●			
Cedar Blend-Med. (71)	●			
Cedar Blend-Dark (72)	●			
Driftwood Blend-L. (94)	●			
Driftwood Blend-M. (95)	●			
Driftwood Blend-D. (96)	●			
Natural Blend-Light (86)	●			
Natural Blend-Med. (87)	●			
Natural Blend-Dark (88)	●			
Rustic Blend-Light (73)	●			
Rustic Blend-Med. (74)	●			
Rustic Blend-Dark (75)	●			

★ NEW COLOR

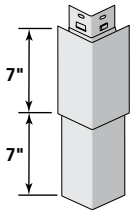
▶ CONSISTENT VARIEGATED COLOR THROUGHOUT THE PANEL

**Recommended trim:** CertainTeed recommends the use of Restoration Millwork PVC trim for the most authentic look of genuine cedar. If you choose to use CertainTeed vinyl accessories, the following solid colors are the best comparable options:  
 Natural Blend = Buckskin, Cedar Blend = Cedar Blend Solid,  
 Driftwood Blend = Granite Gray or Charcoal Gray, Rustic Blend = Sable Brown

# Cedar Impressions® Accessories (continued)

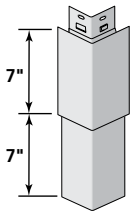
## Polymer Siding Products

### D7" STAGGERED PERFECTION MITERED CORNERPOST



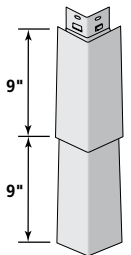
**Product Code: 51451**  
 Finish: Perfection  
 Length: 14"  
 Pieces/Ctn.: 20  
 Lin. Ft./Ctn.: 23' 3"  
 Cartons/Pallet: 32  
 lbs./Ctn.: ≤14

### D7" STRAIGHT EDGE ROUGH-SPLIT MITERED CORNERPOST



**Product Code: 51450**  
 Finish: Rough-Split  
 Length: 14"  
 Pieces/Ctn.: 20  
 Lin. Ft./Ctn.: 23' 4"  
 Cartons/Pallet: 24  
 lbs./Ctn.: ≤17

### D9" STAGGERED ROUGH-SPLIT MITERED CORNERPOST



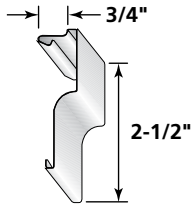
**Product Code: 51432**  
 Finish: Rough-Split  
 Length: 18-1/2"  
 Pieces/Ctn.: 20  
 Lin. Ft./Ctn.: 31  
 Cartons/Pallet: 18  
 lbs./Ctn.: ≤21

Product Code	51451 D7" Staggered Perfection Mitered Cornerpost	51450 D7" Straight Edge Rough-Split Mitered Cornerpost	51432 D9" Staggered Rough-Split Mitered Cornerpost
Colonial White (01)	●	●	●
Autumn Red (23)	●	●	●
Buckskin (41)	●	●	●
Castle Stone (37)			
Charcoal Gray (46)	●	●	●
Cypress (42)	●	●	●
Desert Tan (07)	●		
Flagstone (97)	●	●	●
Forest (47)	●	●	●
Granite Gray (34)	●	●	●
Hearthstone (19)	●	●	●
Heritage Cream (11)	●		
Herringbone (04)	●		
Light Maple (55)	●		
Mountain Cedar (17)	●	●	●
Natural Clay (60)	●	●	●
Pacific Blue (27)	●	●	●
Sable Brown (29)	●	●	●
Savannah Wicker (59)	●	●	●
Seagrass (30)	●	●	●
Slate (44)			
Spruce (16)	●	●	●
Sterling Gray (33)	●	●	●

# Cedar Impressions® Accessories (continued)

## Vinyl Carpentry® Accessories

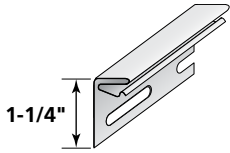
### CORNICE MOLDING



For use with Cornice Receiver or Deluxe F-Channel

**Product Code: 55817**  
 Finish: Matte  
 Length: 12' 6"  
 Pieces/Ctn.: 10  
 Lin. Ft./Ctn.: 125  
 Cartons/Pallet: 64  
 lbs./Ctn.: ≤ 16

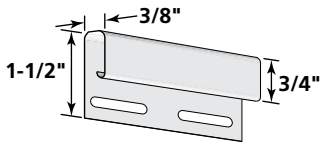
### CORNICE RECEIVER



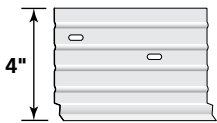
For use with Cornice Molding, Finish Board and Band Board

**Product Code: 55812**  
 Finish: Matte  
 Length: 12' 6"  
 Pieces/Ctn.: 24  
 Lin. Ft./Ctn.: 300  
 Cartons/Pallet: 35  
 lbs./Ctn.: ≤ 28

### SHAKE/SHINGLE UNDERSILL TRIM



### 4" METAL SHINGLE STARTER STRIP



For use with Cedar Impressions Shake and Shingle Panels

**Product Code: 56917**  
 Finish: Matte  
 Length: 12' 6"  
 Pieces/Ctn.: 12  
 Lin. Ft./Ctn.: 150  
 Cartons/Pallet: 84  
 lbs./Ctn.: ≤ 13

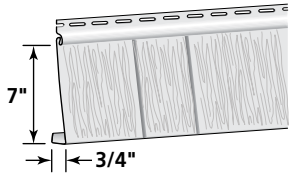
**Product Code: 53610**  
 Finish: Mill  
 Length: 10'  
 Width: 4"  
 Pieces/Ctn.: 25  
 Lin. Ft./Ctn.: 250  
 Cartons/Pallet: 35  
 lbs./Ctn.: ≤ 78

Product Code	55817 Cornice Molding	55812 Cornice Receiver	56917 Shake/ Shingle Undersill Trim	53610 4" Metal Shingle Starter Strip	
No Color		●		●	
Colonial White (01)	●		●		
Autumn Red (23)	●		●		
Autumn Yellow (10)	●		●		
Buckskin (41)	●		●		
Castle Stone (37)	●		●		
Cedar Blend Solid* (48)	+		+		
Charcoal Gray (46)	●		●		
Cypress (42)	●		●		
Desert Tan (07)	●		●		
Espresso (43)			●		
Flagstone (97)	●		●		
Forest (47)	●		●		
Granite Gray (34)	●		●		
Hearthstone (19)	●		●		
Heritage Cream (11)	●		●		
Herringbone (04)	●		●		
Light Maple (55)	●		●		
Midnight Blue (45)	●		●		
Mountain Cedar (17)	●		●		
Natural Clay (60)	●		●		
Pacific Blue (27)	●		●		
Sable Brown (29)	●		●		
Sandstone Beige (15)	●				
Savannah Wicker (59)	●		●		
Seagrass (30)	●		●		
Slate (44)	●		●		
Snow (31)	●				
Spruce (16)	●		●		
Sterling Gray (33)	●		●		

+ SOLID COLOR

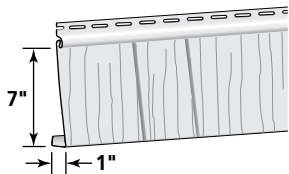
\* Solid color accessory used with the Cedar Impressions Single 7" Cedar Blend panel.

**SINGLE 7"  
STRAIGHT EDGE  
PERFECTION SHINGLES**



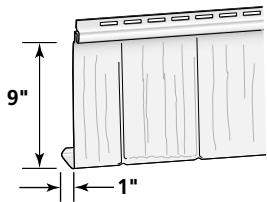
**Product Code: 60108**  
 Finish: Perfection  
 Length: 10' 1"  
 Exposure: 7"  
 Projection: 3/4"  
 Panels/Ctn.: 17  
 Squares/Ctn.: 1  
 Cartons/Pallet: 18  
 lbs./Ctn.: ≤65

**SINGLE 7" STRAIGHT EDGE  
ROUGH-SPLIT SHAKES**



**Product Code: 60106**  
 Finish: Rough-Split  
 Length: 10' 1"  
 Exposure: 7"  
 Projection: 1"  
 Panels/Ctn.: 17  
 Squares/Ctn.: 1  
 Cartons/Pallet: 19  
 lbs./Ctn.: ≤59

**SINGLE 9" STAGGERED  
ROUGH-SPLIT SHAKES**



**Product Code: 60148**  
 Finish: Rough-Split  
 Length: 10' 4-3/4"  
 Exposure: 9"  
 Projection: 1"  
 Panels/Ctn.: 13  
 Squares/Ctn.: 1  
 Cartons/Pallet: 14  
 lbs./Ctn.: ≤67

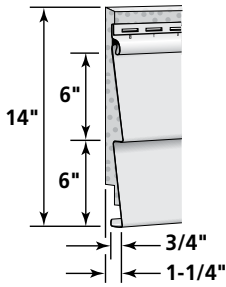
Product Code	60108 Single 7" Straight Edge Perfection Shingles	60106 Single 7" Straight Edge Rough-Split Shakes	60148 Single 9" Staggered Rough-Split Shakes	
Autumn Red (23)	●	●	●	
Buckskin (41)	●	●	●	
Castle Stone (37)	●			
Charcoal Gray (46)	●			
Colonial White (01)	●	●		
Cypress (42)	●	●		
Desert Tan (07)	●	●	●	
Espresso (43)	●			
Flagstone (97)	●	●	●	
Granite Gray (34)	●	●	●	
Hearthstone (19)	●			
Midnight Blue (45)	●			
Natural Clay (60)	●	●	●	
Pacific Blue (27)	●	●	●	
Sable Brown (29)	●	●	●	
Sandstone Beige (15)	●	●		
Savannah Wicker (59)	●	●	●	
Seagrass (30)	●			
Slate (44)	●			
Sterling Gray (33)	●	●	●	



# CedarBoards™ Insulated Siding

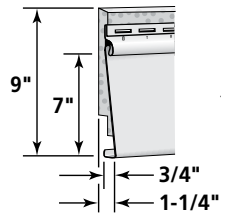
# Vinyl Siding Products

## DOUBLE 6" CLAPBOARD



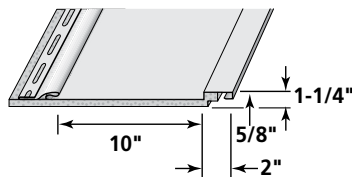
**Product Code: 58134**  
 Finish: Rough Cedar  
 Length: 12' 6"  
 Thickness: .044"  
 Exposure: 12"  
 Projection: 1-1/4"\*  
 Panels/Ctn.: 8  
 Squares./Ctn.: 1  
 Cartons/Pallet: 9  
 lbs./Ctn.: ≤ 63

## SINGLE 7" CLAPBOARD



**Product Code: 58106**  
 Finish: Rough Cedar  
 Length: 12' 3"  
 Thickness: .044"  
 Exposure: 7"  
 Projection: 1-1/4"\*  
 Panels/Ctn.: 14  
 Squares./Ctn.: 1  
 Cartons/Pallet: 12  
 lbs./Ctn.: ≤ 56

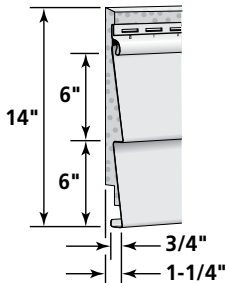
## SINGLE 12" VERTICAL BOARD & BATTEN - 10'



**Product Code: 58153**  
 Finish: Rough Cedar  
 Length: 10'  
 Thickness: .052"  
 Exposure: 12"  
 Projection: 1-1/4"\*  
 Panels/Ctn.: 10  
 Squares./Ctn.: 1  
 Cartons/Pallet: 9  
 lbs./Ctn.: ≤ 59

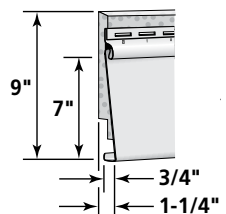
# CedarBoards™ XL Extended Length Insulated Siding

## DOUBLE 6" - 16' 8" CLAPBOARD



**Product Code: 58145**  
 Finish: Rough Cedar  
 Length: 16' 8"  
 Thickness: .044"  
 Exposure: 12"  
 Projection: 1-1/4"\*  
 Panels/Ctn.: 6  
 Squares./Ctn.: 1  
 Cartons/Pallet: 12  
 lbs./Ctn.: ≤ 54

## SINGLE 7" - 16' 8" CLAPBOARD



**Product Code: 58144**  
 Finish: Rough Cedar  
 Length: 16' 8"  
 Thickness: .044"  
 Exposure: 7"  
 Projection: 1-1/4"\*  
 Panels/Ctn.: 10  
 Squares./Ctn.: 1  
 Cartons/Pallet: 12  
 lbs./Ctn.: ≤ 57

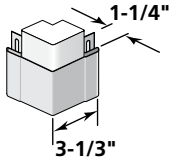
	Product Code	58134 Double 6" Clapboard (Rough Cedar)	58106 Single 7" Clapboard (Rough Cedar)	58153 Single 12" Vertical Board & Batten - 10' (Rough Cedar)	58145 Double 6" XL Clapboard (Rough Cedar)	58144 Single 7" XL Clapboard (Rough Cedar)
COLOR	Buckskin (41)	●	●			
	Colonial White (01)	●	●	●	●	●
	Cypress (42)	●	●	●	●	●
	Desert Tan (07)	●	●			
	Granite Gray (34)	●	●	●	●	●
	Heritage Cream (11)	●	●			
	Light Maple (55)	●	●			
	Natural Clay (60)	●	●	●	●	●
	Oxford Blue (32)	●	●			
	Sandstone Beige (15)	●	●			
Savannah Wicker (59)	●	●	●	●	●	
Sterling Gray (33)	●	●	●	●	●	
DELUXE	Autumn Red (23)	●	●	●		
	Charcoal Gray (46)	●	●		●	●
	Flagstone (97)	●	●		●	●
	Pacific Blue (27)	●			●	
	Sable Brown (29)	●	●			
	Spruce (16)	●	●			

\* Complete Assembly Projection  
 ≤ Heaviest weight listed - varies by color.

# CedarBoards™ Accessories

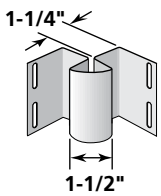
# Vinyl Siding Products

## 1-1/4" CORNERPOST – 10' WOODGRAIN With Foam Insert



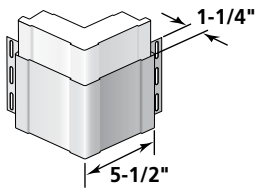
**Product Code: 51412**  
 Finish: Woodgrain  
 Length: 10'  
 Face: 3-1/3"  
 Pieces/Ctn.: 10  
 Lin. Ft./Ctn.: 100  
 Cartons/Pallet: 12  
 lbs./Ctn.: ≤42

## 1-1/4" INSIDE CORNERPOST



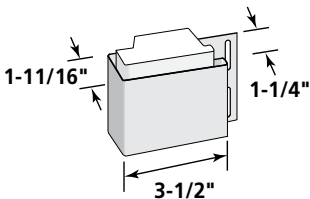
**Product Code: 51446**  
 Finish: Matte  
 Length: 10'  
 Channel: 1-1/4"  
 Pieces/Ctn.: 10  
 Lin. Ft./Ctn.: 100  
 Cartons/Pallet: 15  
 lbs./Ctn.: ≤31

## 1-1/4" TRADITIONAL SUPERCORNER™ With Foam Insert



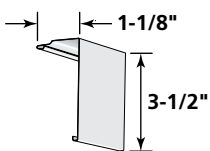
**Product Code: 51447**  
 Finish: Matte  
 Length: 20'  
 Pieces/Ctn.: 6  
 Lin. Ft./Ctn.: 120  
 Cartons/Pallet: 8  
 lbs./Ctn.: ≤80

## 3-1/2" LINEAL With Foam Insert



**Product Code: 54707**  
 Finish: Matte  
 Length: 20'  
 Pieces/Ctn.: 10  
 Lin. Ft./Ctn.: 200  
 Cartons/Pallet: 23  
 lbs./Ctn.: ≤63

## FINISH BOARD



**Product Code: 55815**  
 Finish: Rough Cedar  
 Length: 12' 6"  
 Pieces/Ctn.: 10  
 Lin. Ft./Ctn.: 125  
 Cartons/Pallet: 49  
 lbs./Ctn.: ≤19

For use with Cornice Receiver

Product Code	51412 1-1/4" Cornerpost -10' Woodgrain w/Foam Insert	51446 1-1/4" Inside Cornerpost	51447 1-1/4" Traditional SuperCorner w/Foam Insert	54707 3-1/2" Lineal w/Foam Insert	55815 Finish Board
Autumn Red (23)	●	●			
Buckskin (41)	●	●			●
Charcoal Gray (46)	●	●			
Colonial White (01)	●	●	●	●	●
Cypress (42)	●	●			●
Desert Tan (07)	●	●			●
Flagstone (97)	●	●			
Granite Gray (34)	●	●			●
Heritage Cream (11)	●	●			●
Light Maple (55)	●	●			●
Natural Clay (60)	●	●	●	●	●
Oxford Blue (32)	●	●			●
Pacific Blue (27)	●	●			
Sable Brown (29)	●	●			
Sandstone Beige (15)	●	●			●
Savannah Wicker (59)	●	●			●
Spruce (16)	●	●			
Sterling Gray (33)	●	●			●

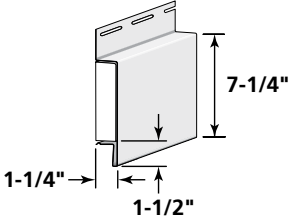
\* Complete Assembly  
 ≤ Heaviest weight listed – varies by color.

# CedarBoards™ Accessories

(continued)

## Vinyl Siding Products

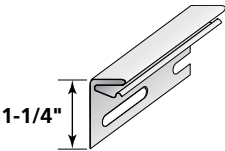
**BAND BOARD  
With Foam Insert**



Dimensions shown as installed with Cornice Receiver

**Product Code: 55814**  
 Finish: Rough Cedar  
 Length: 16' 8"  
 Pieces/Ctn.: 5  
 Lin. Ft./Ctn.: 82' 5"  
 Cartons/Pallet: 16  
 lbs./Ctn.: ≤33

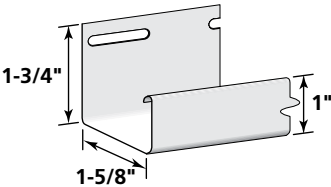
**CORNICE RECIEVER**



For use with Cornice Molding, Finish Board and Band Board

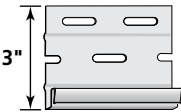
**Product Code: 55812**  
 Finish: Matte  
 Length: 12' 6"  
 Pieces/Ctn.: 24  
 Lin. Ft./Ctn.: 300  
 Cartons/Pallet: 35  
 lbs./Ctn.: ≤28

**1-1/4" POCKET  
J-CHANNEL**



**Product Code: 50301**  
 Finish: Matte  
 Length: 12' 6"  
 Channel: 1-1/4"  
 Pieces/Ctn.: 48  
 Lin. Ft./Ctn.: 600  
 Cartons/Pallet: 20  
 lbs./Ctn.: ≤79

**STARTER STRIP  
FOR CEDARBOARDS  
INSULATED SIDING**

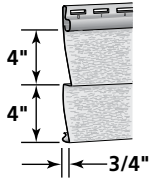


**Product Code: 53609**  
 Finish: Matte  
 Length: 12' 6"  
 Width: 3"  
 Pieces/Ctn.: 24  
 Lin. Ft./Ctn.: 300  
 Cartons/Pallet: 35  
 lbs./Ctn.: ≤44

Product Code	55814 Band Board w/Foam Insert	55812 Cornice Receiver	50301 1-1/4" Pocket J-Channel	53609 Starter Strip For Insulated Siding	
No Color		●		●	
Colonial White (01)	●		●		
Autumn Red (23)			●		
Buckskin (41)			●		
Charcoal Gray (46)			●		
Cypress (42)			●		
Desert Tan (07)	●		●		
Flagstone (97)			●		
Granite Gray (34)			●		
Heritage Cream (11)			●		
Light Maple (55)			●		
Natural Clay (60)	●		●		
Oxford Blue (32)			●		
Pacific Blue (27)			●		
Sable Brown (29)			●		
Sandstone Beige (15)			●		
Savannah Wicker (59)			●		
Spruce (16)			●		
Sterling Gray (33)			●		

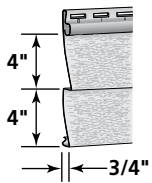
≤ Heaviest weight listed - varies by color.

**NEW** DOUBLE 4"  
CLAPBOARD  
SOLID COLORS



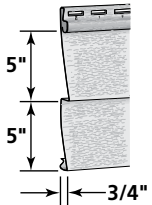
**Product Code: 33110**  
Finish: Rough Cedar  
Length: 12' 6"  
Thickness: .046"  
Exposure: 8"  
Projection: 3/4"  
Panels/Ctn.: 24  
Squares./Ctn.: 2  
Cartons/Pallet: 12/16\*  
lbs./Ctn.: ≤ 110

**NEW** DOUBLE 4"  
CLAPBOARD  
BLEND COLORS



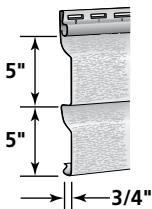
**Product Code: 33101**  
Finish: Rough Cedar  
Length: 12' 6"  
Thickness: .046"  
Exposure: 8"  
Projection: 3/4"  
Panels/Ctn.: 24  
Squares./Ctn.: 2  
Cartons/Pallet: 12  
lbs./Ctn.: ≤ 110

**NEW** DOUBLE 5"  
CLAPBOARD  
SOLID COLORS



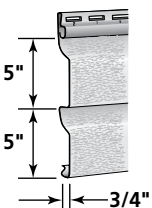
**Product Code: 33122**  
Finish: Rough Cedar  
Length: 12'  
Thickness: .046"  
Exposure: 10"  
Projection: 3/4"  
Panels/Ctn.: 20  
Squares./Ctn.: 2  
Cartons/Pallet: 8/14\*\*  
lbs./Ctn.: ≤ 102

**NEW** DOUBLE 5"  
DUTCHLAP  
SOLID COLORS



**Product Code: 33125**  
Finish: Rough Cedar  
Length: 12'  
Thickness: .046"  
Exposure: 10"  
Projection: 3/4"  
Panels/Ctn.: 20  
Squares./Ctn.: 2  
Cartons/Pallet: 10  
lbs./Ctn.: ≤ 105

**NEW** DOUBLE 5"  
DUTCHLAP  
BLEND COLORS



**Product Code: 33103**  
Finish: Rough Cedar  
Length: 12'  
Thickness: .046"  
Exposure: 10"  
Projection: 3/4"  
Panels/Ctn.: 20  
Squares./Ctn.: 2  
Cartons/Pallet: 10  
lbs./Ctn.: ≤ 105

Product Code	33110 Double 4" Clapboard Solid Colors (Rough Cedar)	33101 Double 4" Clapboard Blend Colors (Rough Cedar)	33122 Double 5" Clapboard Solid Colors (Rough Cedar)	33125 Double 5" Dutchlap Solid Colors (Rough Cedar)	33103 Double 5" Dutchlap Blend Colors (Rough Cedar)
Autumn Yellow (10)	●				
Buckskin (41)	●		●	●	
Castle Stone (37)	●		●	●	
Colonial White (01)	●		●	●	
Cypress (42)	●		●	●	
Desert Tan (07)	●		●	●	
Granite Gray (34)	●		●	●	
Heritage Cream (11)	●		●	●	
Herringbone (04)	●		●	●	
Light Maple (55)	●		●	●	
Natural Clay (60)	●		●	●	
Oxford Blue (32)	●		●	●	
Sandstone Beige (15)	●		●	●	
Savannah Wicker (59)	●		●	●	
Seagrass (30)	●		●	●	
Sterling Gray (33)	●		●	●	
Weathered Wood (90)	★		★	★	
Wedgewood Blue (89)	★		★	★	
Autumn Red (23)	●		●	●	
Brownstone (40)	●		●	●	
Charcoal Gray (46)	●		●	●	
Espresso (43)	●		●	●	
Flagstone (97)	●		●	●	
Forest (47)	●		●	●	
Hearthstone (19)	●		●	●	
Melrose (39)	●		●	●	
Midnight Blue (45)	●		●	●	
Mountain Cedar (17)	●				
Pacific Blue (27)	●		●	●	
Sable Brown (29)	●		●	●	
Slate (44)	●		●	●	
Spruce (16)	●		●	●	
Arbor Blend (57)		●			●
Cedar Blend (79)		★			★
Driftwood Blend (80)		★			★
Frontier Blend (51)		●			●
Natural Blend (78)		★			★
Rustic Blend (82)		★			★
Weathered Blend (53)		●			●

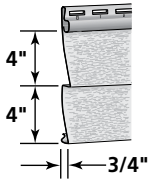
★ NEW COLOR

\* 12 Cartons/Pallet: Autumn Red, Brownstone, Charcoal Gray, Espresso, Flagstone, Forest, Hearthstone, Melrose, Midnight Blue, Mountain Cedar, Pacific Blue, Sable Brown, Slate and Spruce. 16 Cartons/Pallet: All other colors.

\*\* 8 Cartons/Pallet: Autumn Red, Brownstone, Charcoal Gray, Espresso, Flagstone, Forest, Hearthstone, Melrose, Midnight Blue, Pacific Blue, Sable Brown, Slate and Spruce. 14 Cartons/Pallet: All other colors.

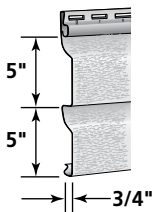


**DOUBLE 4"  
CLAPBOARD-16' 8"**



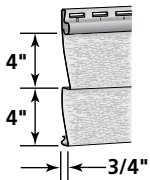
**Product Code: 33114**  
Finish: Rough Cedar  
Length: 16' 8"  
Thickness: .046"  
Exposure: 8"  
Projection: 3/4"  
Panels/Ctn.: 18  
Squares./Ctn.: 2  
Cartons/Pallet: 16  
lbs./Ctn.: ≤ 112

**DOUBLE 5"  
DUTCHLAP-16'**



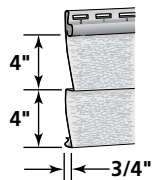
**Product Code: 33126**  
Finish: Rough Cedar  
Length: 16'  
Thickness: .046"  
Exposure: 10"  
Projection: 3/4"  
Panels/Ctn.: 15  
Squares./Ctn.: 2  
Cartons/Pallet: 14  
lbs./Ctn.: ≤ 107

**DOUBLE 4"  
CLAPBOARD-20'**



**Product Code: 33139**  
Finish: Rough Cedar  
Length: 20'  
Thickness: .046"  
Exposure: 8"  
Projection: 3/4"  
Panels/Ctn.: 15  
Squares./Ctn.: 2  
Cartons/Pallet: 16  
lbs./Ctn.: ≤ 114

**DOUBLE 4"  
CLAPBOARD - 25'**



**Product Code: 33145**  
Finish: Rough Cedar  
Length: 25'  
Thickness: .046"  
Exposure: 8"  
Projection: 3/4"  
Panels/Ctn.: 12  
Squares./Ctn.: 2  
Cartons/Pallet: 16  
lbs./Ctn.: ≤ 116

	<b>Product Code</b>	<b>33114</b> Double 4" Clapboard - 16' 8" (Rough Cedar)	<b>33126</b> Double 5" Dutchlap - 16' (Rough Cedar)	<b>33139</b> Double 4" Clapboard - 20' (Rough Cedar)	<b>33145</b> Double 4" Clapboard - 25' (Rough Cedar)	
<b>COLOR</b>	Castle Stone (37)	●		●	●	
	Colonial White (01)	●	●	●	●	
	Cypress (42)	●	●	●	●	
	Granite Gray (34)	●	●	●	●	
	Heritage Cream (11)	●	●	●	●	
	Natural Clay (60)	●	●	●	●	
	Oxford Blue (32)	●	●	●	●	
	Savannah Wicker (59)	●	●	●	●	
<b>DELUXE</b>	Sterling Gray (33)	●	●	●	●	
	Brownstone (40)	●		●	●	
	Charcoal Gray (46)	●		●	●	
	Espresso (43)	●		●	●	
	Melrose (39)	●		●	●	
	Midnight Blue (45)	●		●	●	
	Pacific Blue (27)	●		●	●	
	Sable Brown (29)	●		●	●	
Slate (44)	●		●	●		

**Monogram XL 25' lengths are in stock and can be ordered with standard lead times. Minimum order requirement for 25' lengths:**

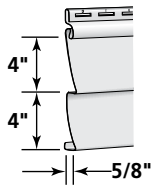
**Stocking Distributor**

- One pallet minimum in full pallet quantities
- Each pallet must be the same profile – can mix colors on same pallet
- Orders above one pallet must be ordered in **even full pallet quantities** (2, 4, 6 or 8 pallets)

**Non-Stocking Distributor**

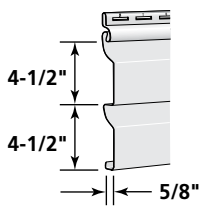
- Two pallet minimum in full pallet quantities with no surcharge
- Each pallet must be the same profile – can mix colors on same pallet
- Orders above one pallet must be ordered in **even full pallet quantities** (2, 4, 6 or 8 pallets)

### DOUBLE 4" CLAPBOARD



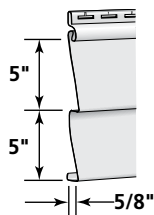
**Product Code: 36110**  
 Finish: Select Cedar  
 Length: 12' 6"  
 Thickness: .044"  
 Exposure: 8"  
 Projection: 5/8"  
 Panels/Ctn.: 24  
 Squares/Ctn.: 2  
 Cartons/Pallet: 16  
 lbs./Ctn.: ≤ 106

### DOUBLE 4-1/2" DUTCHLAP



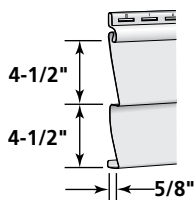
**Product Code: 36119**  
 Finish: Select Cedar  
 Length: 12' 1"  
 Thickness: .044"  
 Exposure: 9"  
 Projection: 5/8"  
 Panels/Ctn.: 22  
 Squares/Ctn.: 2  
 Cartons/Pallet: 16  
 lbs./Ctn.: ≤ 102

### DOUBLE 5" CLAPBOARD



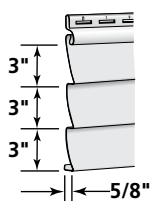
**Product Code: 36122**  
 Finish: Select Cedar  
 Length: 12'  
 Thickness: .044"  
 Exposure: 10"  
 Projection: 5/8"  
 Panels/Ctn.: 20  
 Squares/Ctn.: 2  
 Cartons/Pallet: 17  
 lbs./Ctn.: ≤ 99

### DOUBLE 4-1/2" CLAPBOARD



**Product Code: 36118**  
 Finish: Smooth  
 Length: 12' 1"  
 Thickness: .044"  
 Exposure: 9"  
 Projection: 5/8"  
 Panels/Ctn.: 22  
 Squares/Ctn.: 2  
 Cartons/Pallet: 14  
 lbs./Ctn.: ≤ 106

### TRIPLE 3" CLAPBOARD



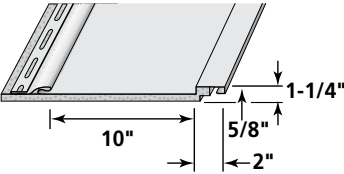
**Product Code: 36132**  
 Finish: Smooth  
 Length: 12' 1"  
 Thickness: .044"  
 Exposure: 9"  
 Projection: 5/8"  
 Panels/Ctn.: 22  
 Squares/Ctn.: 2  
 Cartons/Pallet: 14  
 lbs./Ctn.: ≤ 111

	Product Code	36110 Double 4" Clapboard (Select Cedar)	36119 Double 4-1/2" Dutchlap (Select Cedar)	36122 Double 5" Clapboard (Select Cedar)	36118 Double 4-1/2" Clapboard (Smooth)	36132 Triple 3" Clapboard (Smooth)
COLOR	Autumn Yellow (10)	●	●	●		
	Buckskin (41)	●	●			
	Castle Stone (37)	●	●			
	Colonial White (01)	●	●	●	●	●
	Cypress (42)	●	●	●	●	●
	Desert Tan (07)	●	●	●		
	Granite Gray (34)	●	●	●	●	●
	Heritage Cream (11)	●	●	●		
	Herringbone (04)	●	●	●	●	●
	Light Maple (55)	●	●	●		
	Natural Clay (60)	●	●	●	●	●
	Oxford Blue (32)	●	●	●		
Savannah Wicker (59)	●	●	●	●	●	
Seagrass (30)	●	●	●			
Sterling Gray (33)	●	●	●	●	●	
DELUXE	Autumn Red (23)	●	●			
	Charcoal Gray (46)	●	●			
	Espresso (43)	●	●			
	Flagstone (97)	●				
	Forest (47)	●	●			
	Hearthstone (19)	●				
	Midnight Blue (45)	●	●			
	Mountain Cedar (17)	●				
	Pacific Blue (27)	●				
	Sable Brown (29)	●				
Slate (44)	●	●				
Spruce (16)	●					

# Board & Batten

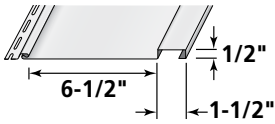
## Vinyl Siding Products

### SINGLE 12" VERTICAL BOARD & BATTEN – 10' INSULATED



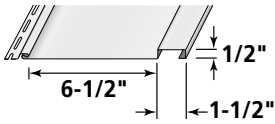
**Product Code: 58153**  
 Finish: Rough Cedar  
 Length: 10'  
 Thickness: .052"  
 Exposure: 12"  
 Projection: 1-1/4"\*  
 Panels/Ctn.: 10  
 Squares./Ctn.: 1  
 Cartons/Pallet: 9  
 lbs./Ctn.: ≤ 59

### SINGLE 8" VERTICAL BOARD & BATTEN – 12' 6"



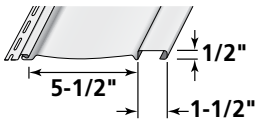
**Product Code: 34137**  
 Finish: Rough Cedar  
 Length: 12' 6"  
 Thickness: .048"  
 Exposure: 8"  
 Projection: 1/2"  
 Panels/Ctn.: 12  
 Squares./Ctn.: 1  
 Cartons/Pallet: 28  
 lbs./Ctn.: ≤ 57

### SINGLE 8" VERTICAL BOARD & BATTEN – 10'



**Product Code: 34138**  
 Finish: Rough Cedar  
 Length: 10'  
 Thickness: .048"  
 Exposure: 8"  
 Projection: 1/2"  
 Panels/Ctn.: 15  
 Squares./Ctn.: 1  
 Cartons/Pallet: 24  
 lbs./Ctn.: ≤ 55

### SINGLE 7" VERTICAL BOARD & BATTEN – 10'



**Product Code: 34136**  
 Finish: Rough Cedar  
 Length: 10'  
 Thickness: .052"  
 Exposure: 7"  
 Projection: 1/2"  
 Panels/Ctn.: 34  
 Squares./Ctn.: 2  
 Cartons/Pallet: 12  
 lbs./Ctn.: ≤ 112

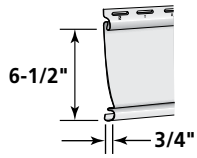
	<b>Product Code</b>	<b>58153</b> Single 12" Vertical Board & Batten - 10' (Rough Cedar) Insulated	<b>34137</b> Single 8" Vertical Board & Batten - 12' 6" (Rough Cedar)	<b>34138</b> Single 8" Vertical Board & Batten - 10' (Rough Cedar)	<b>34136</b> Single 7" Vertical Board & Batten - 10' (Rough Cedar)
<b>COLOR</b>	Castle Stone (37)				●
	Colonial White (01)	●	●	●	●
	Cypress (42)	●	●	●	●
	Desert Tan (07)		●	●	
	Granite Gray (34)	●	●	●	●
	Herringbone (04)		●	●	●
	Light Maple (55)		●	●	
	Natural Clay (60)	●	●	●	●
	Sandstone Beige (15)		●	●	
	Savannah Wicker (59)	●	●	●	●
Sterling Gray (33)	●	●	●	●	
<b>DELUXE</b>	Autumn Red (23)	●			●
	Brownstone (40)				●
	Charcoal Gray (46)				●
	Espresso (43)				●
	Flagstone (97)				●
	Forest (47)				●
	Hearthstone (19)				●
	Melrose (39)				●
	Midnight Blue (45)				●
	Mountain Cedar (17)				●
Pacific Blue (27)				●	
Sable Brown (29)				●	
Slate (44)				●	
Spruce (16)				●	

\* Complete Assembly  
 ≤ Heaviest weight listed - varies by color.

# Carolina Beaded™

## Vinyl Siding Products

**SINGLE 6-1/2"  
BEADED**

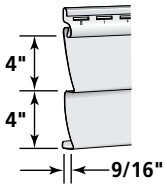


**Product Code: 38102**  
 Finish: Brushed  
 Length: 12' 4"  
 Thickness: .044"  
 Exposure: 6-1/2"  
 Projection: 3/4"  
 Panels/Ctn.: 30  
 Squares/Ctn.: 2  
 Cartons/Pallet: 12  
 lbs./Ctn.: ≤ 111

Product Code		38102	
		Single 6-1/2" Beaded (Brushed)	
COLOR	Castle Stone (37)	●	
	Colonial White (01)	●	
	Cypress (42)	●	
	Desert Tan (07)	●	
	Granite Gray (34)	●	
	Heritage Cream (11)	●	
	Herringbone (04)	●	
	Light Maple (55)	●	
	Natural Clay (60)	●	
	Oxford Blue (32)	●	
	Sandstone Beige (15)	●	
	Savannah Wicker (59)	●	
	Seagrass (30)	●	
	Snow (31)	●	
	Sterling Gray (33)	●	

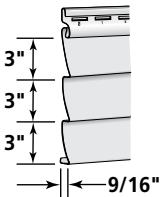


**NEW** DOUBLE 4" CLAPBOARD  
COLOR



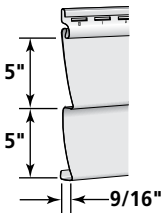
**Product Code: 39110**  
Finish: Woodgrain  
Length: 12' 6"  
Thickness: .042"  
Exposure: 8"  
Projection: 9/16"  
Panels/Ctn.: 24  
Squares./Ctn.: 2  
Cartons/Pallet: 16  
lbs./Ctn.: ≤99

**TRIPLE 3" CLAPBOARD**



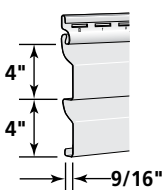
**Product Code: 39131**  
Finish: Brushed  
Length: 12' 1"  
Thickness: .042"  
Exposure: 9"  
Projection: 9/16"  
Panels/Ctn.: 22  
Squares./Ctn.: 2  
Cartons/Pallet: 14  
lbs./Ctn.: ≤100

**NEW** DOUBLE 5" CLAPBOARD  
COLOR



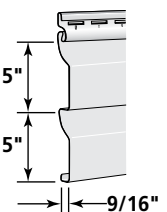
**Product Code: 39122**  
Finish: Woodgrain  
Length: 12'  
Thickness: .042"  
Exposure: 10"  
Projection: 9/16"  
Panels/Ctn.: 20  
Squares./Ctn.: 2  
Cartons/Pallet: 17  
lbs./Ctn.: ≤93

**NEW** DOUBLE 4" DUTCHLAP  
COLOR



**Product Code: 39113**  
Finish: Woodgrain  
Length: 12' 6"  
Thickness: .042"  
Exposure: 8"  
Projection: 9/16"  
Panels/Ctn.: 24  
Squares./Ctn.: 2  
Cartons/Pallet: 16  
lbs./Ctn.: ≤101

**NEW** DOUBLE 5" DUTCHLAP  
COLOR

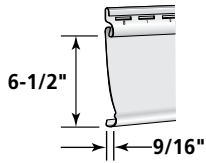


**Product Code: 39125**  
Finish: Woodgrain  
Length: 12'  
Thickness: .042"  
Exposure: 10"  
Projection: 9/16"  
Panels/Ctn.: 20  
Squares./Ctn.: 2  
Cartons/Pallet: 14  
lbs./Ctn.: ≤93

Product Code	39110 Double 4" Clapboard (Woodgrain)	39131 Triple 3" Clapboard (Brushed)	39122 Double 5" Clapboard (Woodgrain)	39113 Double 4" Dutchlap (Woodgrain)	39125 Double 5" Dutchlap (Woodgrain)
Autumn Yellow (10)	●		●	●	●
Buckskin (41)	●		●	●	●
Castle Stone (37)	●		●	●	●
Colonial White (01)	●	●	●	●	●
Cypress (42)	●		●	●	●
Desert Tan (07)	●	●	●	●	●
Granite Gray (34)	●		●	●	●
Heritage Cream (11)	●	●	●	●	●
Herringbone (04)	★		★	★	★
Light Maple (55)	●	●	●	●	●
Natural Clay (60)	●	●	●	●	●
Oxford Blue (32)	●	●	●	●	●
Sandstone Beige (15)	●	●	●	●	●
Savannah Wicker (59)	●	●	●	●	●
Seagrass (30)	●		●	●	●
Snow (31)	●	●	●	●	●
Sterling Gray (33)	●	●	●	●	●
Autumn Red (23)	●		●	●	●
Charcoal Gray (46)	●		●	●	●
Flagstone (97)	●		●	●	●
Forest (47)	●		●	●	●
Hearthstone (19)	●		●	●	●
Pacific Blue (27)	●		●	●	●
Sable Brown (29)	●		●	●	●
Spruce (16)	●		●	●	●

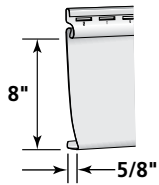
★ NEW COLOR

**SINGLE 6-1/2" BEADED**



**Product Code: 39102**  
 Finish: Brushed  
 Length: 12' 4"  
 Thickness: .042"  
 Exposure: 6-1/2"  
 Projection: 9/16"  
 Panels/Ctn.: 30  
 Squares./Ctn.: 2  
 Cartons/Pallet: 15  
 lbs./Ctn.: ≤ 71

**SINGLE 8" CLAPBOARD**



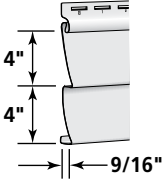
**Product Code: 39104**  
 Finish: Woodgrain  
 Length: 12' 6"  
 Thickness: .042"  
 Exposure: 8"  
 Projection: 5/8"  
 Panels/Ctn.: 24  
 Squares./Ctn.: 2  
 Cartons/Pallet: 16  
 lbs./Ctn.: ≤ 96

	<b>Product Code</b>	<b>39102</b> Single 6-1/2" Beaded (Brushed)	<b>39104</b> Single 8" Clapboard (Woodgrain)	
COLOR	Colonial White (01)	●	●	
	Cypress (42)	●		
	Desert Tan (07)	●		
	Granite Gray (34)	●		
	Natural Clay (60)	●		
	Sandstone Beige (15)	●		
	Savannah Wicker (59)	●		
	Sterling Gray (33)	●		

# Wolverine American Legend™

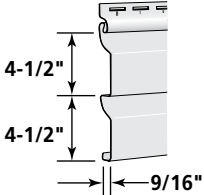
## Vinyl Siding Products

### DOUBLE 4" CLAPBOARD



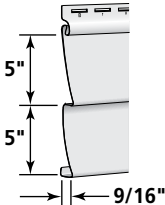
**Product Code: 40110**  
 Finish: Woodgrain  
 Length: 12' 6"  
 Thickness: .042"  
 Exposure: 8"  
 Projection: 9/16"  
 Panels/Ctn.: 24  
 Squares./Ctn.: 2  
 Cartons/Pallet: 16  
 lbs./Ctn.: ≤ 100

### DOUBLE 4-1/2" DUTCHLAP



**Product Code: 40119**  
 Finish: Woodgrain  
 Length: 12' 1"  
 Thickness: .042"  
 Exposure: 9"  
 Projection: 9/16"  
 Panels/Ctn.: 22  
 Squares./Ctn.: 2  
 Cartons/Pallet: 16  
 lbs./Ctn.: ≤ 97

### DOUBLE 5" CLAPBOARD

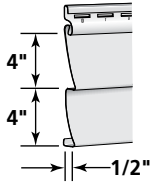


**Product Code: 40122**  
 Finish: Woodgrain  
 Length: 12'  
 Thickness: .042"  
 Exposure: 10"  
 Projection: 9/16"  
 Panels/Ctn.: 20  
 Squares./Ctn.: 2  
 Cartons/Pallet: 20  
 lbs./Ctn.: ≤ 93

	Product Code	40110 Double 4" Clapboard (Woodgrain)	40119 Double 4-1/2" Dutchlap (Woodgrain)	40122 Double 5" Clapboard (Woodgrain)	
COLOR	Autumn Yellow (10)	●	●		
	Buckskin (41)	●	●		
	Colonial White (01)	●	●	●	
	Cypress (42)	●	●	●	
	Desert Tan (07)	●	●	●	
	Granite Gray (34)	●	●	●	
	Heritage Cream (11)	●	●	●	
	Herringbone (04)	●	●	●	
	Light Maple (55)	●	●		
	Natural Clay (60)	●	●	●	
	Oxford Blue (32)	●	●	●	
	Savannah Wicker (59)	●	●	●	
	Seagrass (30)	●	●	●	
Snow (31)	●	●	●		
Sterling Gray (33)	●	●	●		
DELUXE	Autumn Red (23)	●	●	●	
	Charcoal Gray (46)	●	●	●	
	Flagstone (97)	●	●	●	
	Forest (47)	●	●	●	
	Hearthstone (19)	●	●	●	
	Spruce (16)	●	●	●	

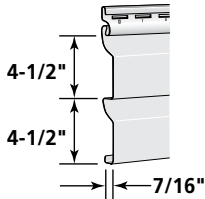
≤ Heaviest weight listed - varies by color.

**DOUBLE 4" CLAPBOARD**



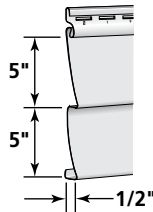
**Product Code: 43110**  
 Finish: Woodgrain  
 Length: 12' 6"  
 Thickness: .040"  
 Exposure: 8"  
 Projection: 1/2"  
 Panels/Ctn.: 24  
 Squares/Ctn.: 2  
 Cartons/Pallet: 16  
 lbs./Ctn.: ≤88

**DOUBLE 4-1/2" DUTCHLAP**



**Product Code: 43119**  
 Finish: Woodgrain  
 Length: 12' 1"  
 Thickness: .040"  
 Exposure: 9"†  
 Projection: 7/16"  
 Panels/Ctn.: 22  
 Squares/Ctn.: 2  
 Cartons/Pallet: 16  
 lbs./Ctn.: ≤86

**DOUBLE 5" CLAPBOARD**



**Product Code: 43122**  
 Finish: Woodgrain  
 Length: 12'  
 Thickness: .040"  
 Exposure: 10"  
 Projection: 1/2"  
 Panels/Ctn.: 20  
 Squares/Ctn.: 2  
 Cartons/Pallet: 17  
 lbs./Ctn.: ≤84

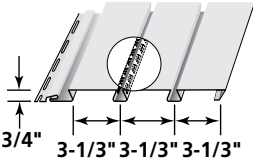
Product Code	43110 Double 4" Clapboard (Woodgrain)	43119 Double 4-1/2" Dutchlap (Woodgrain)	43122 Double 5" Clapboard (Woodgrain)	
Buckskin (41)	●	●		
Castle Stone (37)	●	●	●	
Colonial White (01)	●	●	●	
Cypress (42)	●	●	●	
Desert Tan (07)	●	●	●	
Heritage Cream (11)	●	●		
Herringbone (04)	●	●	●	
Light Maple (55)	●	●	●	
Natural Clay (60)	●	●	●	
Oxford Blue (32)	●	●	●	
Sandstone Beige (15)	●	●	●	
Savannah Wicker (59)	●	●	●	
Seagrass (30)	●	●	●	
Snow (31)	●	●	●	
Sterling Gray (33)	●	●	●	

† Dimensions shown are nominal.

≤ Heaviest weight listed - varies by color.

# Triple 3-1/3" Soffit

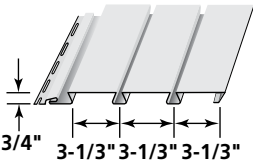
**TRIPLE 3-1/3" INVISIVENT® (Soffit Use Only)**



Ventilation (NFA/Sq. Ft.: 10")

**Product Code: 46228**  
 Finish: Matte  
 Length: 12'  
 Thickness: .044"  
 Exposure: 10"  
 Projection: 3/4"  
 Panels/Ctn.: 10  
 Squares./Ctn.: 1  
 Cartons/Pallet: 20  
 lbs./Ctn.: ≤ 62

**TRIPLE 3-1/3" SOLID VERTICAL SIDING & SOFFIT**



**Product Code: 46229**  
 Finish: Matte  
 Length: 12'  
 Thickness: .044"  
 Exposure: 10"  
 Projection: 3/4"  
 Panels/Ctn.: 10  
 Squares./Ctn.: 1  
 Cartons/Pallet: 20  
 lbs./Ctn.: ≤ 65

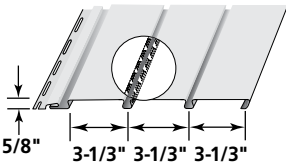
# Vinyl Carpentry® Soffit & Vertical Siding

	<b>Product Code</b>	<b>46228</b> Triple 3-1/3" InvisiVent® Soffit (Soffit Use Only) (Matte)	<b>46229</b> Triple 3-1/3" Solid Soffit & Vertical Siding (Matte)	<b>46230</b> Perimeter Hidden Vent Soffit (Soffit Use Only) (Matte)	<b>46231</b> Perimeter Solid Soffit & Vertical Siding (Matte)
COLOR	Charcoal Gray (46)			●	●
	Colonial White (01)	●	●	●	●
	Desert Tan (07)	●	●	●	●
	Granite Gray (34)	●	●	●	●
	Natural Clay (60)	●	●	●	●
	Sandstone Beige (15)	●	●	●	●
	Savannah Wicker (59)	●	●	●	●
	Snow (31)	●	●	●	●

Note: All vented soffits are soffit use only.

# Perimeter™ Triple 3-1/3" Soffit

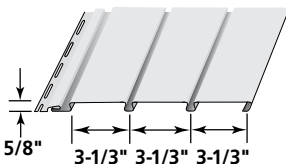
**PERIMETER TRIPLE 3-1/3" HIDDEN VENT SOFFIT (Soffit Use Only)**



Ventilation (NFA/Sq. Ft.: 9.65")

**Product Code: 46230**  
 Finish: Matte  
 Length: 12'  
 Thickness: .040"  
 Exposure: 10"  
 Projection: 5/8"  
 Panels/Ctn.: 20  
 Squares/Ctn.: 2  
 Cartons/Pallet: 14  
 lbs./Ctn.: ≤ 94

**PERIMETER TRIPLE 3-1/3" SOLID VERTICAL SIDING & SOFFIT**

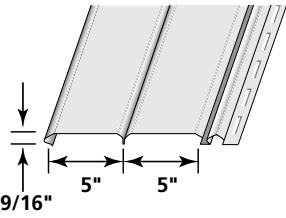


**Product Code: 46231**  
 Finish: Matte  
 Length: 12'  
 Thickness: .040"  
 Exposure: 10"  
 Projection: 5/8"  
 Panels/Ctn.: 20  
 Squares/Ctn.: 2  
 Cartons/Pallet: 14  
 lbs./Ctn.: ≤ 103

≤ Heaviest weight listed - varies by color.

# Chamfer Board™ Vertical Siding & Porch Panel

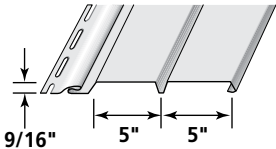
## DOUBLE 5" SOLID VERTICAL SIDING & PORCH PANEL



**Product Code: 32100**  
 Finish: Brushed  
 Length: 12'  
 Thickness: .044"  
 Exposure: 10"  
 Projection: 9/16"  
 Panels/Ctn.: 20  
 Squares/Ctn.: 2  
 Cartons/Pallet: 14  
 lbs./Ctn.: ≤ 77

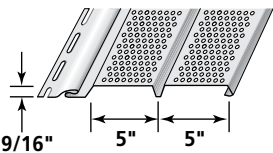
# Ironmax™ Soffit

## DOUBLE 5" SOLID SOFFIT & VERTICAL SIDING



**Product Code: 47201**  
 Finish: Woodgrain  
 Length: 12'  
 Thickness: .046"  
 Exposure: 10"  
 Projection: 9/16"  
 Panels/Ctn.: 20  
 Squares/Ctn.: 2  
 Cartons/Pallet: 14  
 lbs./Ctn.: ≤ 104

## DOUBLE 5" FULLY VENTED SOFFIT (Soffit Use Only)



**Product Code: 47205**  
 Finish: Woodgrain  
 Length: 12'  
 Thickness: .046"  
 Exposure: 10"  
 Projection: 9/16"  
 Panels/Ctn.: 20  
 Squares/Ctn.: 2  
 Cartons/Pallet: 14  
 lbs./Ctn.: ≤ 101

Ventilation (NFA/Sq. Ft.: 6.4")

# Vinyl Carpentry® Soffit & Vertical Siding

	<b>Product Code</b>	<b>32100</b> Double 5" Solid Vertical Siding & Porch Panel (Brushed)	<b>47201</b> Double 5" Solid Soffit & Vertical Siding (Woodgrain)	<b>47205</b> Double 5" Fully Vented Soffit (Soffit Use Only) (Woodgrain)	
COLOR	Colonial White (01)	●	●	●	
	Desert Tan (07)		●	●	
	Granite Gray (34)		●	●	
	Light Maple (55)		●	●	
	Natural Clay (60)		●	●	
	Sable Brown (29)		+	●	
	Sandstone Beige (15)		●	●	
	Savannah Wicker (59)		●	●	
	Snow (31)		●	●	
	Sterling Gray (33)		●	●	

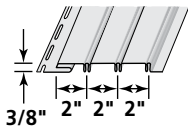
Note: All vented soffits are soffit use only. + Soffit Use Only



# Beaded Soffit

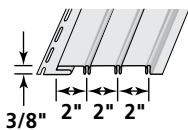
## Vinyl Carpentry® Soffit & Vertical Siding

### TRIPLE 2" SOLID SOFFIT & VERTICAL SIDING



**Product Code: 46209**  
 Finish: Smooth  
 Length: 12' 6"  
 Thickness: .039"  
 Exposure: 6"  
 Projection: 3/8"  
 Panels/Ctn.: 16  
 Squares./Ctn.: 1  
 Cartons/Pallet: 20  
 lbs./Ctn.: ≤65

### TRIPLE 2" VENTED SOFFIT (Soffit Use Only)



**Product Code: 46211**  
 Finish: Smooth  
 Length: 12' 6"  
 Thickness: .039"  
 Exposure: 6"  
 Projection: 3/8"  
 Panels/Ctn.: 16  
 Squares./Ctn.: 1  
 Cartons/Pallet: 20  
 lbs./Ctn.: ≤64

Invisibly-Vented (NFA/Sq. Ft.: 1.6")

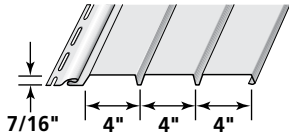
Product Code	46209 Triple 2" Solid Soffit & Vertical Siding (Smooth)	46211 Triple 2" Vented Soffit (Soffit Use Only) (Smooth)	
COLOR	Colonial White (01)	●	●
	Desert Tan (07)	●	●
	Natural Clay (60)	●	●
	Sandstone Beige (15)	●	●
	Savannah Wicker (59)	●	●
	Snow (31)	●	●
	Sterling Gray (33)	●	●

Note: All vented soffits are soffit use only.

# Universal Soffit

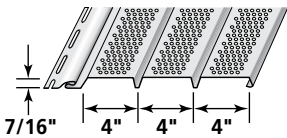
# Vinyl Carpentry® Soffit & Vertical Siding

## TRIPLE 4" SOLID SOFFIT & VERTICAL SIDING



**Product Code: 48216**  
 Finish: Matte  
 Length: 12'  
 Thickness: .040"  
 Exposure: 12"†  
 Projection: 7/16"  
 Panels/Ctn.: 16  
 Square Ft./Ctn.: 192  
 Cartons/Pallet: 18  
 lbs./Ctn.: ≤82

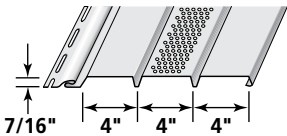
## TRIPLE 4" FULLY VENTED SOFFIT (Soffit Use Only)



**Product Code: 48224**  
 Finish: Matte  
 Length: 12'  
 Thickness: .040"  
 Exposure: 12"†  
 Projection: 7/16"  
 Panels/Ctn.: 16  
 Square Ft./Ctn.: 192  
 Cartons/Pallet: 18  
 lbs./Ctn.: ≤80

Ventilation (NFA/Sq. Ft.: 5.9")

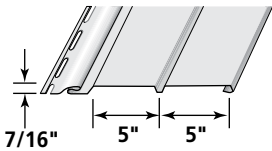
## TRIPLE 4" CENTER VENTED SOFFIT (Soffit Use Only)



**Product Code: 48220**  
 Finish: Matte  
 Length: 12'  
 Thickness: .040"  
 Exposure: 12"†  
 Projection: 7/16"  
 Panels/Ctn.: 16  
 Square Ft./Ctn.: 192  
 Cartons/Pallet: 18  
 lbs./Ctn.: ≤81

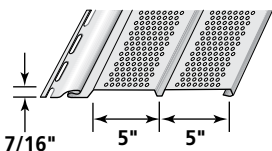
Ventilation (NFA/Sq. Ft.: 2")

## DOUBLE 5" SOLID SOFFIT (Soffit Use Only)



**Product Code: 48222**  
 Finish: Woodgrain  
 Length: 12'  
 Thickness: .040"  
 Exposure: 10"  
 Projection: 7/16"  
 Panels/Ctn.: 20  
 Squares/Ctn.: 2  
 Cartons/Pallet: 17  
 lbs./Ctn.: ≤94

## DOUBLE 5" FULLY VENTED SOFFIT (Soffit Use Only)



**Product Code: 48223**  
 Finish: Woodgrain  
 Length: 12'  
 Thickness: .040"  
 Exposure: 10"  
 Projection: 7/16"  
 Panels/Ctn.: 20  
 Squares/Ctn.: 2  
 Cartons/Pallet: 17  
 lbs./Ctn.: ≤90

Ventilation (NFA/Sq. Ft.: 6.4")

Product Code	48216 Triple 4" Solid Soffit & Vertical Siding (Matte)	48224 Triple 4" Fully Vented Soffit (Soffit Use Only) (Matte)	48220 Triple 4" Center Vented Soffit (Soffit Use Only) (Matte)	48222 Double 5" Solid Soffit (Soffit Use Only) (Woodgrain)	48223 Double 5" Fully Vented Soffit (Soffit Use Only) (Woodgrain)
Autumn Red (23)	●	●			
Brownstone (40)	●	●			
Buckskin (41)	●	●			
Castle Stone (37)	●	●			
Charcoal Gray (46)	●	●			
Colonial White (01)	●	●	●	●	●
Cypress (42)	●	●			
Desert Tan (07)	●	●		●	●
Espresso (43)	●	●			
Flagstone (97)	●	●			
Forest (47)	●	●			
Granite Gray (34)	●	●			
Hearthstone (19)	●	●			
Heritage Cream (11)	●	●			
Herringbone (04)	●	●		●	●
Light Maple (55)	●	●		●	●
Melrose (39)	●	●			
Midnight Blue (45)	●	●			
Mountain Cedar (17)	●	●			
Natural Clay (60)	●	●		●	●
Oxford Blue (32)	●	●			
Pacific Blue (27)	●	●			
Sable Brown (29)	●	●			
Sandstone Beige (15)	●	●		●	●
Savannah Wicker (59)	●	●		●	●
Slate (44)	●	●			
Snow (31)	●	●	●		
Sterling Gray (33)	●	●		●	●
<b>PRIM</b> Musket Brown (49)	+	+		+	+

† Dimensions shown are nominal.

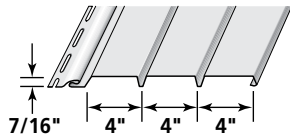
+ Soffit Use Only

Note: All vented soffits are soffit use only.

# Value Soffit

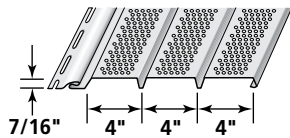
# Vinyl Carpentry® Soffit & Vertical Siding

## TRIPLE 4" SOLID SOFFIT (Soffit Use Only)



**Product Code: 49216**  
 Finish: Matte  
 Length: 12'  
 Thickness: .036"  
 Exposure: 12"†  
 Projection: 7/16"  
 Panels/Ctn.: 16  
 Square Ft./Ctn.: 192  
 Cartons/Pallet: 18  
 lbs./Ctn.: ≤74

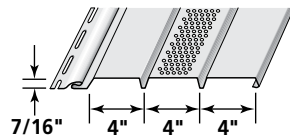
## TRIPLE 4" FULLY VENTED SOFFIT (Soffit Use Only)



**Product Code: 49224**  
 Finish: Matte  
 Length: 12'  
 Thickness: .036"  
 Exposure: 12"†  
 Projection: 7/16"  
 Panels/Ctn.: 16  
 Square Ft./Ctn.: 192  
 Cartons/Pallet: 18  
 lbs./Ctn.: ≤72

Ventilation (NFA/Sq. Ft.: 5.9")

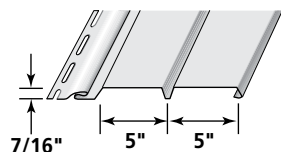
## TRIPLE 4" CENTER VENTED SOFFIT (Soffit Use Only)



**Product Code: 49220**  
 Finish: Matte  
 Length: 12'  
 Thickness: .036"  
 Exposure: 12"†  
 Projection: 7/16"  
 Panels/Ctn.: 16  
 Square Ft./Ctn.: 192  
 Cartons/Pallet: 18  
 lbs./Ctn.: ≤73

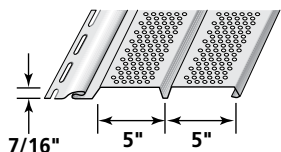
Ventilation (NFA/Sq. Ft.: 2")

## DOUBLE 5" SOLID SOFFIT (Soffit Use Only)



**Product Code: 49204**  
 Finish: Matte  
 Length: 12'  
 Thickness: .036"  
 Exposure: 10"  
 Projection: 7/16"  
 Panels/Ctn.: 20  
 Squares./Ctn.: 2  
 Cartons/Pallet: 17  
 lbs./Ctn.: ≤86

## DOUBLE 5" FULLY VENTED SOFFIT (Soffit Use Only)



**Product Code: 49208**  
 Finish: Matte  
 Length: 12'  
 Thickness: .036"  
 Exposure: 10"  
 Projection: 7/16"  
 Panels/Ctn.: 20  
 Squares./Ctn.: 2  
 Cartons/Pallet: 17  
 lbs./Ctn.: ≤83

Ventilation (NFA/Sq. Ft.: 6.4")

Product Code	49216 Triple 4" Solid Soffit (Soffit use only) (Matte)	49224 Triple 4" Fully Vented Soffit (Soffit use only) (Matte)	49220 Triple 4" Center Vented Soffit (Soffit use only) (Matte)	49204 Double 5" Solid Soffit (Soffit use only) (Matte)	49208 Double 5" Fully Vented Soffit (Soffit use only) (Matte)
COLOR					
Colonial White (01)	●	●	●	●	●
Desert Tan (07)	●	●			
Natural Clay (60)	●	●			
Sandstone Beige (15)	●	●			
Savannah Wicker (59)	●	●			
Snow (31)	●	●			

Note: All Value soffits are soffit use only.

† Dimensions shown are nominal.  
 ≤ Heaviest weight listed - varies by color.

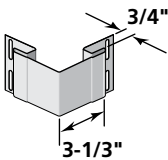
# Corner Systems

Standard Face Dimension

# Vinyl Carpentry® Accessories

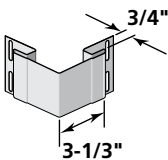
**NEW** 3/4" CORNERPOST  
-10' WOODGRAIN

COLORS



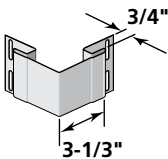
**Product Code: 51401**  
Finish: Woodgrain  
Length: 10'  
Face: 3-1/3"  
Pieces/Ctn.: 10  
Lin. Ft. /Ctn.: 100  
Cartons/Pallet: 15  
lbs./Ctn.: ≤ 39

3/4" CORNERPOST  
-10' MATTE



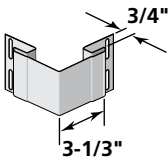
**Product Code: 51404**  
Finish: Matte  
Length: 10'  
Face: 3-1/3"  
Pieces/Ctn.: 10  
Lin. Ft. /Ctn.: 100  
Cartons/Pallet: 15  
lbs./Ctn.: ≤ 41

3/4" CORNERPOST  
-12' WOODGRAIN



**Product Code: 51402**  
Finish: Woodgrain  
Length: 12'  
Face: 3-1/3"  
Pieces/Ctn.: 10  
Lin. Ft. /Ctn.: 120  
Cartons/Pallet: 15  
lbs./Ctn.: ≤ 46

3/4" CORNERPOST  
-20' WOODGRAIN



**Product Code: 51458**  
Finish: Woodgrain  
Length: 20'  
Face: 3-1/3"  
Pieces/Ctn.: 6  
Lin. Ft. /Ctn.: 120  
Cartons/Pallet: 24  
lbs./Ctn.: ≤ 50

Product Code	51401 3/4" Cornerpost - 10' (Woodgrain)	51404 3/4" Cornerpost - 10' (Matte)	51402 3/4" Cornerpost - 12' (Woodgrain)	51458 3/4" Cornerpost - 20' (Woodgrain)	
Colonial White (01)	●	●	●	●	
Autumn Red (23)	●				
Autumn Yellow (10)	●				
Brownstone (40)	●				
Buckskin (41)	●				
Castle Stone (37)	●				
Cedar Blend Solid* (48)	●/+				
Charcoal Gray (46)	●				
Cypress (42)	●	●			
Desert Tan (07)	●	●	●		
Espresso (43)	●				
Flagstone (97)	●				
Forest (47)	●				
Granite Gray (34)	●	●	●		
Hearthstone (19)	●				
Heritage Cream (11)	●	●	●		
Herringbone (04)	●	●	●		
Light Maple (55)	●	●	●		
Melrose (39)	●				
Midnight Blue (45)	●				
Mountain Cedar (17)	●				
Natural Clay (60)	●	●	●		
Oxford Blue (32)	●	●	●		
Pacific Blue (27)	●				
Sable Brown (29)	●				
Sandstone Beige (15)	●	●	●		
Savannah Wicker (59)	●	●	●		
Seagrass (30)	●	●			
Slate (44)	●				
Snow (31)	●	●	●	●	
Spruce (16)	●				
Sterling Gray (33)	●	●	●		
Weathered Wood (90)	★				
Wedgewood Blue (89)	★				
<b>PREMIUM</b>					
Arbor Blend (57)	●				
Frontier Blend (51)	●				
Weathered Blend (53)	●				

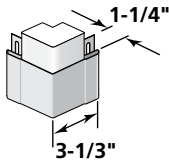
★ NEW COLOR      \* Solid color accessory:  
+ SOLID COLOR      Cedar Blend Solid use with Cedar Blend panels

**Recommended accessory colors for new Monogram Blends**  
The following colors are the best comparable trim options:  
Natural Blend = Buckskin, Cedar Blend = Cedar Blend Solid,  
Driftwood Blend = Granite Gray or Charcoal Gray, Rustic Blend = Sable Brown

# Corner Systems

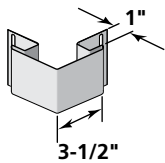
Standard Face Dimension

## 1-1/4" CORNERPOST -10' WOODGRAIN With Foam Insert



**Product Code: 51412**  
 Finish: Woodgrain  
 Length: 10'  
 Face: 3-1/3"  
 Pieces/Ctn.: 10  
 Lin. Ft. /Ctn.: 100  
 Cartons/Pallet: 12  
 lbs./Ctn.: ≤42

## 1" CORNERPOST -10' WOODGRAIN

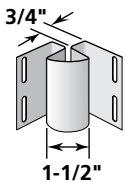


**Product Code: 51409**  
 Finish: Woodgrain  
 Length: 10'  
 Face: 3-1/2"  
 Pieces/Ctn.: 10  
 Lin. Ft. /Ctn.: 100  
 Cartons/Pallet: 12  
 lbs./Ctn.: ≤50

# Corner Systems

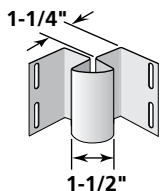
Inside

**NEW** 3/4" INSIDE  
CORNERPOST  
COLORS



**Product Code: 51436**  
 Finish: Matte  
 Length: 10'  
 Face: 3/4"  
 Pieces/Ctn.: 10  
 Lin. Ft. /Ctn.: 100  
 Cartons/Pallet: 24  
 lbs./Ctn.: ≤29

## 1-1/4" INSIDE CORNERPOST



**Product Code: 51446**  
 Finish: Matte  
 Length: 10'  
 Face: 1-1/4"  
 Pieces/Ctn.: 10  
 Lin. Ft. /Ctn.: 100  
 Cartons/Pallet: 15  
 lbs./Ctn.: ≤31

# Vinyl Carpentry® Accessories

Product Code	51412 1-1/4" Cornerpost - 10' (Woodgrain)	51409 1" Cornerpost - 10' (Woodgrain)	51436 3/4" Inside Cornerpost (Matte)	51446 1-1/4" Inside Cornerpost (Matte)
Colonial White (01)	●	●	●	●
Autumn Red (23)	●	●	●	●
Autumn Yellow (10)			●	
Brownstone (40)			●	
Buckskin (41)	●	●	●	●
Castle Stone (37)			●	
Cedar Blend Solid* (48)			●/+	
Charcoal Gray (46)	●	●	●	●
Cypress (42)	●	●	●	●
Desert Tan (07)	●	●	●	●
Espresso (43)			●	
Flagstone (97)	●	●	●	●
Forest (47)		●	●	
Granite Gray (34)	●	●	●	●
Hearthstone (19)		●	●	
Heritage Cream (11)	●		●	●
Herringbone (04)			●	
Light Maple (55)	●		●	●
Melrose (39)			●	
Midnight Blue (45)			●	
Mountain Cedar (17)		●	●	
Natural Clay (60)	●	●	●	●
Oxford Blue (32)	●		●	●
Pacific Blue (27)	●	●	●	●
Sable Brown (29)	●	●	●	●
Sandstone Beige (15)	●	●	●	●
Savannah Wicker (59)	●	●	●	●
Seagrass (30)		●	●	
Slate (44)			●	
Snow (31)		●	●	
Spruce (16)	●	●	●	●
Sterling Gray (33)	●	●	●	●
Weathered Wood (90)			★	
Wedgewood Blue (89)			★	
<b>PREMIUM</b> Arbor Blend (57)			+	
Frontier Blend (51)			+	
Weathered Blend (53)			+	

★ NEW COLOR  
 + SOLID COLOR

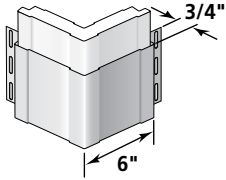
\* Solid color accessory:  
 Cedar Blend Solid use with Cedar Blend panels

# Corner Systems

Wide Faced Dimension

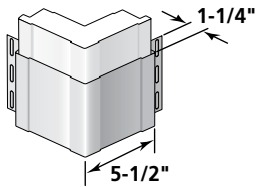
## Vinyl Carpentry® Accessories

### TRADITIONAL SUPERCORNER™ With Foam Insert



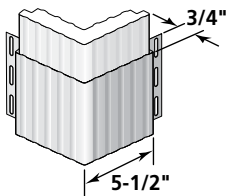
**Product Code: 51420**  
 Finish: Matte  
 Length: 20'  
 Pieces/Ctn.: 6  
 Lin. Ft. /Ctn.: 120  
 Cartons/Pallet: 9  
 lbs./Ctn.: ≤ 77

### 1-1/4" TRADITIONAL SUPERCORNER™ With Foam Insert



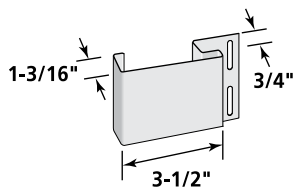
**Product Code: 51447**  
 Finish: Matte  
 Length: 20'  
 Pieces/Ctn.: 6  
 Lin. Ft. /Ctn.: 120  
 Cartons/Pallet: 8  
 lbs./Ctn.: ≤ 80

### FLUTED SUPERCORNER™ With Foam Insert



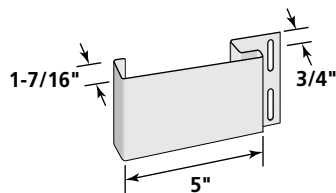
**Product Code: 51424**  
 Finish: Matte  
 Length: 20'  
 Pieces/Ctn.: 6  
 Lin. Ft. /Ctn.: 120  
 Cartons/Pallet: 10  
 lbs./Ctn.: ≤ 81

### 3-1/2" LINEAL



**Product Code: 54706**  
 Finish: Matte  
 Length: 20'  
 Pieces/Ctn.: 10  
 Lin. Ft. /Ctn.: 200  
 Cartons/Pallet: 30  
 lbs./Ctn.: ≤ 51

### 5" LINEAL



**Product Code: 54712**  
 Finish: Matte  
 Length: 20'  
 Pieces/Ctn.: 10  
 Lin. Ft. /Ctn.: 200  
 Cartons/Pallet: 15  
 lbs./Ctn.: ≤ 64

Product Code	51420 Traditional SuperCorner With Foam Insert	51447 1-1/4" Traditional SuperCorner With Foam Insert	51424 Fluted SuperCorner With Foam Insert	54706 3-1/2" Lineal	54712 5" Lineal	
Colonial White (01)	●	●	●	●	●	
Desert Tan (07)	●			●	●	
Granite Gray (34)	●			●		
Heritage Cream (11)	●			●		
Herringbone (04)				●		
Light Maple (55)	●			●		
Natural Clay (60)	●	●		●	●	
Pacific Blue (27)				●		
Sandstone Beige (15)	●			●	●	
Savannah Wicker (59)	●			●	●	
Seagrass (30)				●		
Snow (31)	●		●	●	●	
Sterling Gray (33)	●			●		

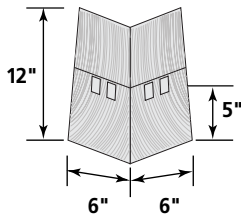


# Corner Systems

## Cedar Impressions

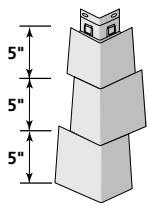
# Polymer Siding Products

### INDIVIDUAL 5" SAWMILL CORNER



**Product Code: 51405**  
 Finish: Sawmill  
 Exposure: 5"  
 Pieces/Ctn.: 24  
 Lin. Ft./Ctn.: 10'  
 Cartons/Pallet: 45  
 lbs./Ctn.: ≤ 12

### T5" STRAIGHT EDGE SAWMILL OFFSET MITERED CORNERPOST

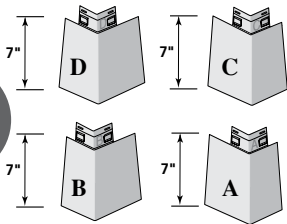


**Product Code: 51406**  
 Finish: Sawmill  
 Pieces/Ctn.: 32  
 Lin. Ft./Ctn.: 40'  
 Cartons/Pallet: 12  
 lbs./Ctn.: ≤ 17

**NEW**  
**7" PERFECTION OFFSET MITERED CORNERPOSTS**

COLORS

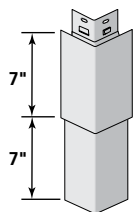
SOLID COLORS SPRING 2020



**Product Code: 51459**  
 Finish: Perfection  
 Length: 4 Pieces – 7" each  
 Pieces/Ctn.: 40  
 Lin. Ft./Ctn.: 23' 4"  
 Cartons/Pallet: 24  
 lbs./Ctn.: ≤ 15

For use with Single 7" Perfection and Double 7" Perfection 3G

### D7" STRAIGHT EDGE PERFECTION LEGACY MITERED CORNERPOST



**Product Code: 51448**  
 Finish: Perfection  
 Length: 14"  
 Pieces/Ctn.: 20  
 Lin. Ft./Ctn.: 23' 3"  
 Cartons/Pallet: 32  
 lbs./Ctn.: ≤ 14

Product Code	51405 Individual 5" Sawmill Corner	51406 T5" Straight Edge Sawmill Offset Mitered Cornerpost	51459 7" Perfection Offset Mitered Cornerposts	51448 D7" Straight Edge Perfection Mitered Cornerpost Legacy
Colonial White (01)	●	●	★	●
Autumn Red (23)		●	★	●
Autumn Yellow (10)			★	●
Buckskin (41)		●	★	●
Charcoal Gray (46)		●	★	●
Cypress (42)		●	★	●
Desert Tan (07)		●	★	●
Flagstone (97)		●	★	●
Forest (47)		●	★	●
Granite Gray (34)		●	★	●
Hearthstone (19)		●	★	●
Heritage Cream (11)		●	★	●
Herringbone (04)		●	★	●
Light Maple (55)		●	★	●
Mountain Cedar (17)		●	★	●
Natural Clay (60)	●	●	★	●
Pacific Blue (27)		●	★	●
Sable Brown (29)		●	★	●
Savannah Wicker (59)	●	●	★	●
Seagrass (30)	●	●	★	●
Spruce (16)		●	★	●
Sterling Gray (33)	●	●	★	●
▶ Cedar Blend (79)			●	
▶ Driftwood Blend (80)			●	
▶ Natural Blend (78)			●	
▶ Rustic Blend (82)			●	
Cedar Blend-Light (70)	●			
Cedar Blend-Med. (71)	●			
Cedar Blend-Dark (72)	●			
Driftwood Blend-L. (94)	●			
Driftwood Blend-M. (95)	●			
Driftwood Blend-D. (96)	●			
Natural Blend-Light (86)	●			
Natural Blend-Med. (87)	●			
Natural Blend-Dark (88)	●			
Rustic Blend-Light (73)	●			
Rustic Blend-Med. (74)	●			
Rustic Blend-Dark (75)	●			

- ★ NEW COLOR
- ▶ CONSISTENT VARIEGATED COLOR THROUGHOUT THE PANEL

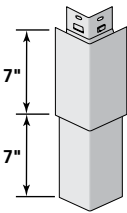
**Recommended trim:** CertainTeed recommends the use of Restoration Millwork PVC trim for the most authentic look of genuine cedar. If you choose to use CertainTeed vinyl accessories, the following solid colors are the best comparable options:  
 Natural Blend = Buckskin, Cedar Blend = Cedar Blend Solid,  
 Driftwood Blend = Granite Gray or Charcoal Gray, Rustic Blend = Sable Brown

# Corner Systems

Cedar Impressions

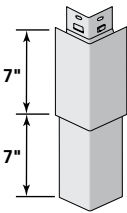
## Vinyl Carpentry® Accessories

**D7" STAGGERED PERFECTION MITERED CORNERPOST**



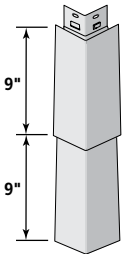
**Product Code: 51451**  
 Finish: Perfection  
 Length: 14"  
 Pieces/Ctn.: 20  
 Lin. Ft./Ctn.: 23' 3"  
 Cartons/Pallet: 32  
 lbs./Ctn.: ≤14

**D7" STRAIGHT EDGE ROUGH-SPLIT MITERED CORNERPOST**



**Product Code: 51450**  
 Finish: Rough-Split  
 Length: 14"  
 Pieces/Ctn.: 20  
 Lin. Ft./Ctn.: 23' 4"  
 Cartons/Pallet: 24  
 lbs./Ctn.: ≤17

**D9" STAGGERED ROUGH-SPLIT MITERED CORNERPOST**

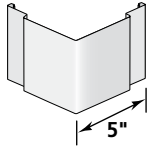


**Product Code: 51432**  
 Finish: Rough-Split  
 Length: 18-1/2"  
 Pieces/Ctn.: 20  
 Lin. Ft./Ctn.: 31  
 Cartons/Pallet: 18  
 lbs./Ctn.: ≤21

Product Code	51451 D7" Staggered Perfection Mitered Cornerpost	51450 D7" Straight Edge Rough-Split Mitered Cornerpost	51432 D9" Staggered Rough-Split Mitered Cornerpost	
Colonial White (01)	●	●	●	
Autumn Red (23)	●	●	●	
Buckskin (41)	●	●	●	
Charcoal Gray (46)	●	●	●	
Cypress (42)	●	●	●	
Desert Tan (07)	●			
Flagstone (97)	●	●	●	
Forest (47)	●	●	●	
Granite Gray (34)	●	●	●	
Hearthstone (19)	●	●	●	
Heritage Cream (11)	●			
Herringbone (04)	●			
Light Maple (55)	●			
Mountain Cedar (17)	●	●	●	
Natural Clay (60)	●	●	●	
Pacific Blue (27)	●	●	●	
Sable Brown (29)	●	●	●	
Savannah Wicker (59)	●	●	●	
Seagrass (30)	●	●	●	
Spruce (16)	●	●	●	
Sterling Gray (33)	●	●	●	

≤ Heaviest weight listed - varies by color.

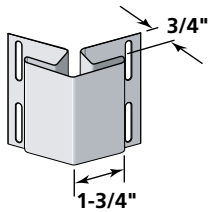
### 5" CORNER CAP



**Product Code: 51440**  
 Finish: Matte  
 Length: 10'  
 Pieces/Ctn.: 5  
 Lin. Ft. /Ctn.: 50  
 Cartons/Pallet: 20  
 lbs./Ctn.: ≤24

\* For use with J-Channel

### BAY WINDOW CORNERPOST



**Product Code: 51445**  
 Finish: Matte  
 Length: 10'  
 Face: 1-3/4"  
 Pieces/Ctn.: 10  
 Lin. Ft. /Ctn.: 100  
 Cartons/Pallet: 21  
 lbs./Ctn.: ≤32

Product Code	51440 5" Corner Cap	51445 Bay Window Cornerpost	
Colonial White (01)	●	●	
Autumn Red (23)		●	
Autumn Yellow (10)		●	
Brownstone (40)		●	
Buckskin (41)		●	
Castle Stone (37)		●	
Cedar Blend Solid* (48)		●/+	
Charcoal Gray (46)		●	
Cypress (42)		●	
Desert Tan (07)		●	
Espresso (43)		●	
Flagstone (97)		●	
Forest (47)		●	
Granite Gray (34)		●	
Hearthstone (19)		●	
Heritage Cream (11)		●	
Herringbone (04)		●	
Light Maple (55)		●	
Melrose (39)		●	
Midnight Blue (45)		●	
Mountain Cedar (17)		●	
Natural Clay (60)		●	
Oxford Blue (32)		●	
Pacific Blue (27)		●	
Sable Brown (29)		●	
Sandstone Beige (15)		●	
Savannah Wicker (59)		●	
Seagrass (30)		●	
Slate (44)		●	
Snow (31)		●	
Spruce (16)		●	
Sterling Gray (33)		●	

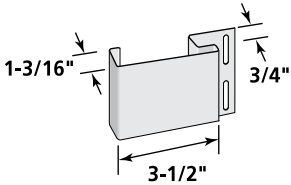
+ SOLID COLOR

\* Solid color accessory used with the Cedar Impressions Single 7" Cedar Blend panel.

# Window & Door Trim

## Vinyl Carpentry® Accessories

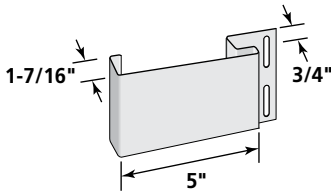
### 3-1/2" LINEAL



**Product Code: 54706**  
 Finish: Matte  
 Length: 20'  
 Pieces/Ctn.: 10  
 Lin. Ft. /Ctn.: 200  
 Cartons/Pallet: 30  
 lbs./Ctn.: ≤ 51

Use with new window & door starter strips (53605)

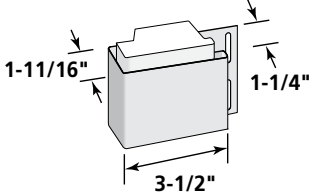
### 5" LINEAL



**Product Code: 54712**  
 Finish: Matte  
 Length: 20'  
 Pieces/Ctn.: 10  
 Lin. Ft. /Ctn.: 200  
 Cartons/Pallet: 15  
 lbs./Ctn.: ≤ 64

Use with new window & door starter strips (53605)

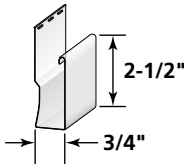
### 3-1/2" LINEAL With Foam Insert



**Product Code: 54707**  
 Finish: Matte  
 Length: 20'  
 Pieces/Ctn.: 10  
 Lin. Ft. /Ctn.: 200  
 Cartons/Pallet: 23  
 lbs./Ctn.: ≤ 63

Use with new window & door starter strips (53605)

### 2-1/2" WINDOW & DOOR CASING



**Product Code: 55813**  
 Finish: Matte  
 Length: 12' 6"  
 Pieces/Ctn.: 20  
 Lin. Ft. /Ctn.: 250  
 Cartons/Pallet: 24  
 lbs./Ctn.: ≤ 52

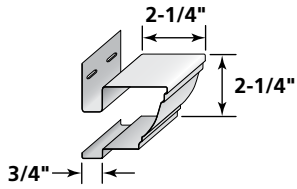
	<b>54706</b> 3-1/2" Lineal	<b>54712</b> 5" Lineal	<b>54707</b> 3-1/2" Lineal With Foam Insert	<b>55813</b> 2-1/2" Window & Door Casing	
	●	●	●	●	
Colonial White (01)	●	●	●	●	
Desert Tan (07)	●	●			
Granite Gray (34)	●				
Heritage Cream (11)	●				
Herringbone (04)	●				
Light Maple (55)	●				
Natural Clay (60)	●	●	●		
Pacific Blue (27)	●				
Sandstone Beige (15)	●	●			
Savannah Wicker (59)	●	●			
Seagrass (30)	●				
Snow (31)	●	●		●	
Sterling Gray (33)	●				

≤ Heaviest weight listed - varies by color.

# Window & Door Trim

## Vinyl Carpentry® Accessories

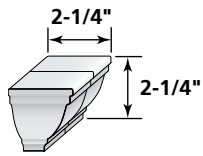
### CROWN MOLDING



**Product Code: 55804**  
 Finish: Matte  
 Length: 10'  
 Pieces/Ctn.: 10  
 Lin. Ft. /Ctn.: 100  
 Cartons/Pallet: 12  
 lbs./Ctn.: ≤35

Product Code	55804 Crown Molding	55805 Crown Molding Cap	
Colonial White (01)	●	●	
CLR Snow (31)	●	●	

### CROWN MOLDING CAP



**Product Code: 55805**  
 Finish: Matte  
 Pairs/Ctn.: 10  
 Cartons/Pallet: 60  
 lbs./Ctn.: ≤2

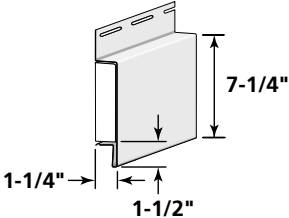
Each whole unit represents a pair and can be cut in half to create left and right end caps.

# Wall Transitions

## Band Board

# Vinyl Carpentry® Accessories

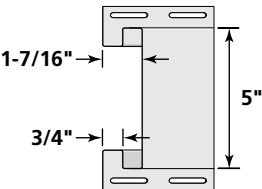
**BAND BOARD  
With Foam Insert**



**Product Code: 55814**  
 Finish: Rough Cedar  
 Length: 16' 8"  
 Pieces/Ctn.: 5  
 Lin. Ft. /Ctn.: 82' 5"  
 Cartons/Pallet: 16  
 lbs./Ctn.: ≤ 33

Dimensions shown as installed with Cornice Receiver

**5" DOUBLE CHANNEL  
LINEAL**



**Product Code: 54714**  
 Finish: Matte  
 Length: 18'  
 Pieces/Ctn.: 10  
 Lin. Ft. /Ctn.: 180  
 Cartons/Pallet: 15  
 lbs./Ctn.: ≤ 66

Product Code	55814 Band Board With Foam Insert	54714 5" Double Channel Lineal	
Colonial White (01)	●	●	
Desert Tan (07)	●		
Natural Clay (60)	●		
Snow (31)		●	

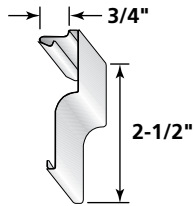


# Soffit Transitions

Decorative

## Vinyl Carpentry® Accessories

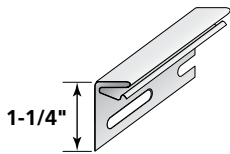
### CORNICE MOLDING



**Product Code: 55817**  
 Finish: Matte  
 Length: 12' 6"  
 Pieces/Ctn.: 10  
 Lin. Ft. /Ctn.: 125  
 Cartons/Pallet: 32  
 lbs./Ctn.: ≤ 16

For use with Cornice Receiver or Deluxe F-Channel

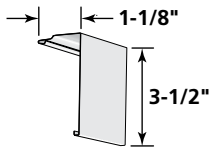
### CORNICE RECEIVER



**Product Code: 55812**  
 Finish: Matte  
 Length: 12' 6"  
 Pieces/Ctn.: 24  
 Lin. Ft. /Ctn.: 300  
 Cartons/Pallet: 35  
 lbs./Ctn.: ≤ 28

For use with Cornice Molding, Finish Board and Band Board

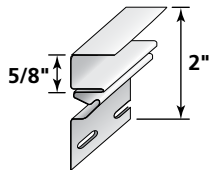
### FINISH BOARD



**Product Code: 55815**  
 Finish: Rough Cedar  
 Length: 12' 6"  
 Pieces/Ctn.: 10  
 Lin. Ft. /Ctn.: 125  
 Cartons/Pallet: 40  
 lbs./Ctn.: ≤ 19

For use with Cornice Receiver

### DELUXE F-CHANNEL



**Product Code: 52503**  
 Finish: Matte  
 Length: 12' 6"  
 Channel: 5/8"  
 Pieces/Ctn.: 24  
 Lin. Ft. /Ctn.: 300  
 Cartons/Pallet: 32  
 lbs./Ctn.: ≤ 39

For use as soffit receiver and to receive Cornice Molding

Product Code	55817 Cornice Molding	55812 Cornice Receiver	55815 Finish Board	52503 Deluxe F-Channel	
No Color		●		●	
Colonial White (01)	●		●		
Autumn Red (23)	●				
Autumn Yellow (10)	●				
Buckskin (41)	●		●		
Castle Stone (37)	●				
Cedar Blend Solid* (48)	●/+				
Charcoal Gray (46)	●				
Cypress (42)	●		●		
Desert Tan (07)	●		●		
Flagstone (97)	●				
Forest (47)	●				
Granite Gray (34)	●		●		
Hearthstone (19)	●				
Heritage Cream (11)	●		●		
Herringbone (04)	●				
Light Maple (55)	●		●		
Midnight Blue (45)	●				
Mountain Cedar (17)	●				
Natural Clay (60)	●		●		
Oxford Blue (32)	●		●		
Pacific Blue (27)	●				
Sable Brown (29)	●				
Sandstone Beige (15)	●		●		
Savannah Wicker (59)	●		●		
Seagrass (30)	●				
Slate (44)	●				
Snow (31)	●				
Spruce (16)	●				
Sterling Gray (33)	●		●		

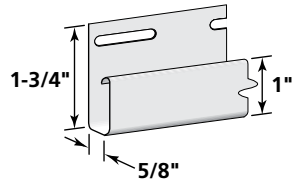
+ SOLID COLOR

\* Solid color accessory used with the Cedar Impressions Single 7" Cedar Blend; and Monogram Double 4" Clapboard, Double 5" Clapboard and Double 5" Dutchlap Cedar Blend panels.

# J-Channel

## Vinyl Carpentry® Accessories

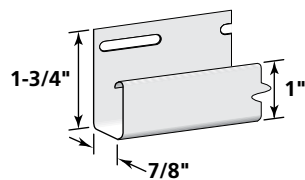
### 3/8" POCKET J-CHANNEL



For use with Triple 2" Soffit

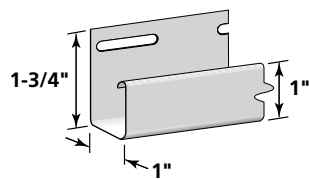
**Product Code: 50306**  
 Finish: Matte  
 Length: 12' 6"  
 Channel: 3/8"  
 Pieces/Ctn.: 48  
 Lin. Ft. /Ctn.: 600  
 Cartons/Pallet: 30  
 lbs./Ctn.: ≤ 55

### 1/2" POCKET J-CHANNEL



**Product Code: 50305**  
 Finish: Matte  
 Length: 12' 6"  
 Channel: 1/2"  
 Pieces/Ctn.: 48  
 Lin. Ft. /Ctn.: 600  
 Cartons/Pallet: 30  
 lbs./Ctn.: ≤ 58

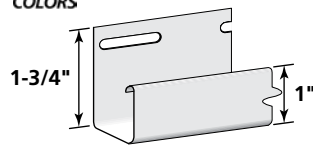
### 5/8" POCKET J-CHANNEL



**Product Code: 50310**  
 Finish: Matte  
 Length: 12' 6"  
 Channel: 5/8"  
 Pieces/Ctn.: 48  
 Lin. Ft. /Ctn.: 600  
 Cartons/Pallet: 30  
 lbs./Ctn.: ≤ 60

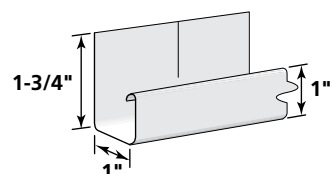
### NEW 3/4" POCKET J-CHANNEL

COLORS



**Product Code: 50303**  
 Finish: Matte  
 Length: 12' 6"  
 Channel: 3/4"  
 Pieces/Ctn.: 48  
 Lin. Ft. /Ctn.: 600  
 Cartons/Pallet: 25  
 lbs./Ctn.: ≤ 61

### 3/4" POCKET FLEXIBLE J-CHANNEL



**Product Code: 50309**  
 Finish: Matte  
 Length: 12' 6"  
 Channel: 3/4"  
 Pieces/Ctn.: 10  
 Lin. Ft. /Ctn.: 125  
 Cartons/Pallet: 50  
 lbs./Ctn.: ≤ 20

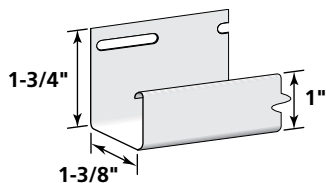
Product Code	50306 3/8" Pocket J-Channel	50305 1/2" Pocket J-Channel	50310 5/8" Pocket J-Channel	50303 3/4" Pocket J-Channel	50309 3/4" Pocket Flexible J-Channel
Colonial White (01)	●	●	●	●	
White (62)					●
Autumn Red (23)		●	●	●	
Autumn Yellow (10)		●	●	●	
Beige (65)					●
Brownstone (40)		●	●	●	
Buckskin (41)		●	●	●	
Castle Stone (37)		●	●	●	
Cedar Blend Solid* (48)				●/+	
Charcoal Gray (46)		●	●	●	
Clay (63)					●
Cypress (42)		●	●	●	
Desert Tan (07)	●	●	●	●	
Espresso (43)		●	●	●	
Flagstone (97)		●	●	●	
Forest (47)		●	●	●	
Granite Gray (34)		●	●	●	
Gray (64)					●
Hearthstone (19)		●	●	●	
Heritage Cream (11)		●	●	●	
Herringbone (04)		●	●	●	
Light Maple (55)		●	●	●	
Melrose (39)		●	●	●	
Midnight Blue (45)		●	●	●	
Mountain Cedar (17)		●	●	●	
Natural Clay (60)	●	●	●	●	
Oxford Blue (32)		●	●	●	
Pacific Blue (27)		●	●	●	
Sable Brown (29)		●	●	●	
Sandstone Beige (15)	●	●	●	●	
Savannah Wicker (59)	●	●	●	●	
Seagrass (30)		●	●	●	
Slate (44)		●	●	●	
Snow (31)	●	●	●	●	
Spruce (16)		●	●	●	
Sterling Gray (33)	●	●	●	●	
Weathered Wood (90)				★	
Wedgewood Blue (89)				★	
Arbor Blend (57)				+	
Frontier Blend (51)				+	
Musket Brown (49)		●			
Weathered Blend (53)				+	

★ NEW COLOR      \* Solid color accessory:  
 + SOLID COLOR      Cedar Blend Solid use with Cedar Blend panels

**Recommended accessory colors for new Monogram Blends**  
 The following colors are the best comparable trim options:  
 Natural Blend = Buckskin, Cedar Blend = Cedar Blend Solid,  
 Driftwood Blend = Granite Gray or Charcoal Gray, Rustic Blend = Sable Brown

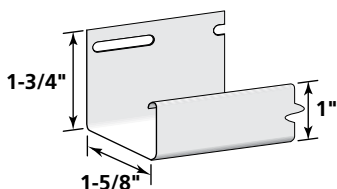
# J-Channel (continued)

## 1" POCKET J-CHANNEL



**Product Code: 50302**  
 Finish: Matte  
 Length: 12' 6"  
 Channel: 1"  
 Pieces/Ctn.: 40  
 Lin. Ft. /Ctn.: 500  
 Cartons/Pallet: 18  
 lbs./Ctn.: ≤ 59

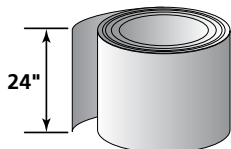
## 1-1/4" POCKET J-CHANNEL



**Product Code: 50301**  
 Finish: Matte  
 Length: 12' 6"  
 Channel: 1-1/4"  
 Pieces/Ctn.: 48  
 Lin. Ft. /Ctn.: 600  
 Cartons/Pallet: 20  
 lbs./Ctn.: ≤ 79

# Functional Trim

## TRIM COIL PVC Coated



**Product Code: 56901**  
 Finish: Striated  
 Length: 50'  
 Thickness: .019"  
 Width: 24"  
 Rolls/Ctn.: 1  
 Cartons/Pallet: 32  
 lbs./Ctn.: ≤ 25

PVC coated one side only  
 Do not use trim coil over treated lumber

# Vinyl Carpentry® Accessories

Product Code	50302 1" Pocket J-Channel	50301 1-1/4" Pocket J-Channel	56901 Trim Coil	
Colonial White (01)	●	●	●	
Autumn Red (23)	●	●	●	
Autumn Yellow (10)			●	
Brownstone (40)			●	
Buckskin (41)	●	●	●	
Castle Stone (37)			●	
Cedar Blend Solid* (48)			●/+	
Charcoal Gray (46)	●	●	●	
Cypress (42)	●	●	●	
Desert Tan (07)	●	●	●	
Espresso (43)			●	
Flagstone (97)	●	●	●	
Forest (47)	●		●	
Granite Gray (34)	●	●	●	
Hearthstone (19)	●		●	
Heritage Cream (11)		●	●	
Herringbone (04)			●	
Light Maple (55)		●	●	
Melrose (39)			●	
Midnight Blue (45)			●	
Mountain Cedar (17)	●		●	
Natural Clay (60)	●	●	●	
Oxford Blue (32)		●	●	
Pacific Blue (27)	●	●	●	
Sable Brown (29)	●	●	●	
Sandstone Beige (15)	●	●	●	
Savannah Wicker (59)	●	●	●	
Seagrass (30)	●		●	
Slate (44)			●	
Snow (31)			●	
Spruce (16)	●	●	●	
Sterling Gray (33)	●	●	●	
PR Musket Brown (49)			●	

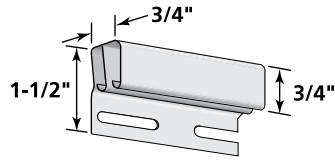
★ NEW COLOR  
 + SOLID COLOR

\* Solid color accessory:  
 Cedar Blend Solid use with Cedar Blend panels

# Functional Trim (continued)

# Vinyl Carpentry® Accessories

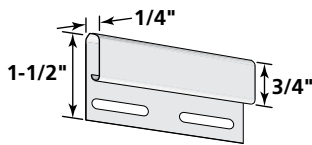
## DUAL UNDERSILL TRIM



**Product Code: 56916**  
 Finish: Matte  
 Length: 12' 6"  
 Pieces/Ctn.: 12  
 Lin. Ft. /Ctn.: 150  
 Cartons/Pallet: 48  
 lbs./Ctn.: ≤22

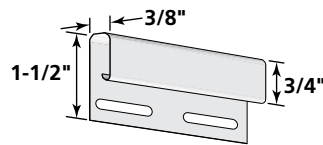


## UNDERSILL TRIM



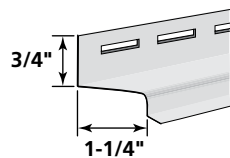
**Product Code: 56904**  
 Finish: Matte  
 Length: 12' 6"  
 Pieces/Ctn.: 48  
 Lin. Ft. /Ctn.: 600  
 Cartons/Pallet: 35  
 lbs./Ctn.: ≤46

## SHAKE/SHINGLE UNDERSILL TRIM



**Product Code: 56917**  
 Finish: Matte  
 Length: 12' 6"  
 Pieces/Ctn.: 12  
 Lin. Ft. /Ctn.: 150  
 Cartons/Pallet: 48  
 lbs./Ctn.: ≤13

## DRIP CAP



**Product Code: 56907**  
 Finish: Matte  
 Length: 12' 6"  
 Width: 1-1/4"  
 Pieces/Ctn.: 24  
 Lin. Ft. /Ctn.: 300  
 Cartons/Pallet: 35  
 lbs./Ctn.: ≤31

Product Code	56916 Dual Undersill Trim	56904 Undersill Trim	56917 Shake/ Shingle Undersill Trim	56907 Drip Cap	
Colonial White (01)	●	●	●	●	
Autumn Red (23)		●	●		
Autumn Yellow (10)		●	●		
Brownstone (40)		●			
Buckskin (41)	●	●	●		
Castle Stone (37)		●	●		
Cedar Blend Solid* (48)			●/+		
Charcoal Gray (46)		●	●		
Cypress (42)	●	●	●		
Desert Tan (07)	●	●	●		
Espresso (43)		●	●		
Flagstone (97)		●	●		
Forest (47)		●	●		
Granite Gray (34)	●	●	●		
Hearthstone (19)		●	●		
Heritage Cream (11)	●	●	●		
Herringbone (04)	●	●	●		
Light Maple (55)	●	●	●		
Melrose (39)		●			
Midnight Blue (45)		●	●		
Mountain Cedar (17)		●	●		
Natural Clay (60)	●	●	●		
Oxford Blue (32)	●	●			
Pacific Blue (27)		●	●		
Sable Brown (29)		●	●		
Sandstone Beige (15)	●	●			
Savannah Wicker (59)	●	●	●		
Seagrass (30)	●	●	●		
Slate (44)		●	●		
Snow (31)	●	●			
Spruce (16)		●	●		
Sterling Gray (33)	●	●	●		
Weathered Wood (90)		★			
Wedgewood Blue (89)		★			
<b>PREMIUM</b> Arbor Blend (57)		+			
<b>PREMIUM</b> Frontier Blend (51)		+			
<b>PREMIUM</b> Weathered Blend (53)		+			

★ NEW COLOR      \* Solid color accessory:  
 + SOLID COLOR      Cedar Blend Solid use with Cedar Blend panels

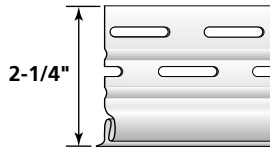
### Recommended accessory colors for new Monogram Blends

The following colors are the best comparable trim options:  
 Natural Blend = Buckskin, Cedar Blend = Cedar Blend Solid,  
 Driftwood Blend = Granite Gray or Charcoal Gray, Rustic Blend = Sable Brown

# Starter Strips

## Vinyl Carpentry® Accessories

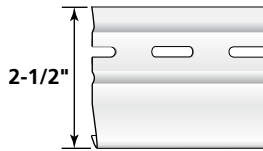
### 2-1/4" VINYL STARTER STRIP



**Product Code: 53601**  
 Finish: Matte  
 Length: 12' 6"  
 Width: 2-1/4"  
 Pieces/Ctn.: 40  
 Lin. Ft. /Ctn.: 500  
 Cartons/Pallet: 30  
 lbs./Ctn.: ≤ 59

For use with all sidings except Cedar Impressions, CedarBoards, Monogram and Monogram XL.

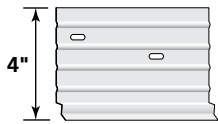
### 2-1/2" METAL STARTER STRIP



**Product Code: 53602**  
 Finish: Mill  
 Length: 10'  
 Width: 2-1/2"  
 Pieces/Ctn.: 50  
 Lin. Ft. /Ctn.: 500  
 Cartons/Pallet: 35  
 lbs./Ctn.: ≤ 75

For use with all sidings except Cedar Impressions, and CedarBoards.

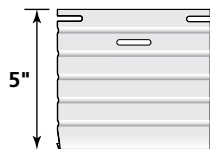
### 4" METAL SHINGLE STARTER STRIP



**Product Code: 53610**  
 Finish: Mill  
 Length: 10'  
 Width: 4"  
 Pieces/Ctn.: 25  
 Lin. Ft. /Ctn.: 250  
 Cartons/Pallet: 35  
 lbs./Ctn.: ≤ 78

For use with Cedar Impressions Shake and Shingle Panels

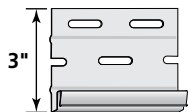
### 5" METAL STARTER STRIP



**Product Code: 53604**  
 Finish: Mill  
 Length: 10'  
 Width: 5"  
 Pieces/Ctn.: 25  
 Lin. Ft. /Ctn.: 250  
 Cartons/Pallet: 30  
 lbs./Ctn.: ≤ 72

Remodeling Metal Starter Strip. For use with all sidings except Cedar Impressions and CedarBoards.

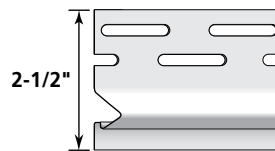
### STARTER STRIP FOR CEDARBOARDS INSULATED SIDING



**Product Code: 53609**  
 Finish: Matte  
 Length: 12' 6"  
 Width: 3"  
 Pieces/Ctn.: 24  
 Lin. Ft. /Ctn.: 300  
 Cartons/Pallet: 35  
 lbs./Ctn.: ≤ 44

Product Code	53601	53602	53610	53604	53609	53605
	2-1/4" Vinyl Starter Strip	2-1/2" Metal Starter Strip	4" Metal Shingle Starter Strip	5" Metal Starter Strip	Starter Strip for Insulated Siding	Window & Door Starter Strip
No Color	●	●	●	●	●	●

### WINDOW & DOOR STARTER STRIP



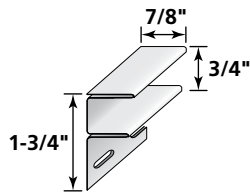
**Product Code: 53605**  
 Finish: Matte  
 Length: 10'  
 Pieces/Ctn.: 36  
 Lin. Ft. /Ctn.: 360  
 Cartons/Pallet: 27  
 lbs./Ctn.: ≤ 35

For use with lineals

# Soffit Trim

## Vinyl Carpentry® Accessories

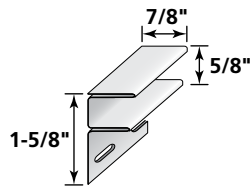
### 3/4" F-CHANNEL



**Product Code: 52506**

Finish: Matte  
 Length: 12' 6"  
 Channel: 3/4"  
 Pieces/Ctn.: 24  
 Lin. Ft. /Ctn.: 300  
 Cartons/Pallet: 35  
 lbs./Ctn.: ≤44

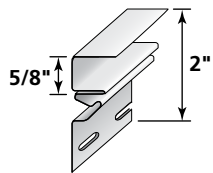
### 5/8" F-CHANNEL



**Product Code: 52502**

Finish: Matte  
 Length: 12' 6"  
 Channel: 5/8"  
 Pieces/Ctn.: 24  
 Lin. Ft. /Ctn.: 300  
 Cartons/Pallet: 35  
 lbs./Ctn.: ≤39

### DELUXE F-CHANNEL



**Product Code: 52503**

Finish: Matte  
 Length: 12' 6"  
 Channel: 5/8"  
 Pieces/Ctn.: 24  
 Lin. Ft. /Ctn.: 300  
 Cartons/Pallet: 32  
 lbs./Ctn.: ≤39

For use as soffit receiver and to receive Cornice Molding

Product Code	52506 3/4" F-Channel	52502 5/8" F-Channel	52503 Deluxe F-Channel	
No Color			●	
Colonial White (01)	●	●		
Desert Tan (07)	●	●		
Granite Gray (34)	●			
Heritage Cream (11)		●		
Herringbone (04)		●		
Light Maple (55)		●		
Natural Clay (60)	●	●		
Sandstone Beige (15)	●	●		
Savannah Wicker (59)	●	●		
Snow (31)	●	●		
Sterling Gray (33)		●		
Musket Brown (49)		●		



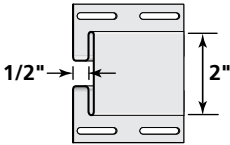
# Soffit Trim (continued)

# Vinyl Carpentry® Accessories



### 1/2" H-BAR

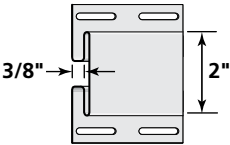
**Product Code: 52504**  
 Finish: Matte  
 Length: 12' 6"  
 Channel: 1/2"  
 Pieces/Ctn.: 10  
 Lin. Ft. /Ctn.: 125  
 Cartons/Pallet: 39  
 lbs./Ctn.: ≤29



For use with most soffits and vertical siding

### 3/8" H-BAR

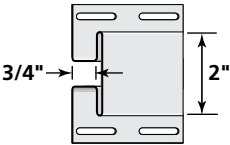
**Product Code: 52505**  
 Finish: Matte  
 Length: 12' 6"  
 Channel: 3/8"  
 Pieces/Ctn.: 10  
 Lin. Ft. /Ctn.: 125  
 Cartons/Pallet: 53  
 lbs./Ctn.: ≤28



For use with Beaded Soffit

### 3/4" H-BAR

**Product Code: 52507**  
 Finish: Matte  
 Length: 12' 6"  
 Channel: 3/4"  
 Pieces/Ctn.: 10  
 Lin. Ft. /Ctn.: 125  
 Cartons/Pallet: 42  
 lbs./Ctn.: ≤32



For use with Perimeter & Triple 3-1/3 InvisiVent & solid soffit.  
 Can also be used with Monogram & Restoration Classic in horizontal applications.

Product Code	52504 1/2" H-Bar	52505 3/8" H-Bar	52507 3/4" H-Bar	
No Color				
Colonial White (01)	●	●	●	
Autumn Red (23)	★			
Charcoal Gray (46)	★			
Desert Tan (07)	●			
Granite Gray (34)	●			
Natural Clay (60)	●			
Pacific Blue (27)	★			
Sandstone Beige (15)	●			
Savannah Wicker (59)	●			
Snow (31)	●	●		
Sterling Gray (33)	●			

★ NEW COLOR

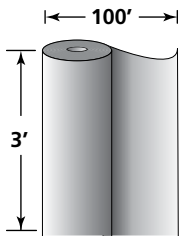
≤ Heaviest weight listed - varies by color.

# CertaWrap™ Premium

Weather Resistant Barrier

## House Wrap

### PREMIUM 3' x 100' ROLL

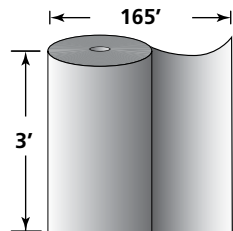


**Product Code: 69230**  
 Finish: No Finish  
 Length: 100'  
 Width: 3'  
 Thickness: 12.9 mils  
 Rolls/Pallet: 144  
 Sq. Ft./Roll: 300  
 lbs./Roll: ≤ 7  
 lbs./Pallet: ≤ 1,008

(sold per pallet – 144 rolls per pallet)

Product Code	69230 Premium 3' x 100' Roll	69236 Premium 3' x 165' Roll	69231 Premium 4.5' x 200' Roll	69237 Premium 5' x 200' Roll	69232 Premium 9' x 100' Roll	69233 Premium 9' x 150' Roll	69241 Standard 9' x 100' Roll
Sandstone Beige (15)	●	●	●	●	●	●	
No Color (00)							●

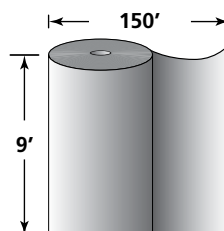
### PREMIUM 3' x 165' ROLL



**Product Code: 69236**  
 Finish: No Finish  
 Length: 165'  
 Width: 3'  
 Thickness: 12.9 mils  
 Rolls/Pallet: 96  
 Sq. Ft./Roll: 495  
 lbs./Roll: ≤ 12  
 lbs./Pallet: ≤ 1,152

(sold per pallet – 96 rolls per pallet)

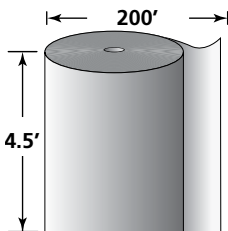
### PREMIUM 9' x 150' ROLL



**Product Code: 69233**  
 Finish: No Finish  
 Length: 150'  
 Width: 9'  
 Thickness: 12.9 mils  
 Rolls/Pallet: 36  
 Sq. Ft./Roll: 1,350  
 lbs./Roll: ≤ 31  
 lbs./Pallet: ≤ 1,116

(sold per pallet – 36 rolls per pallet)

### PREMIUM 4.5' x 200' ROLL



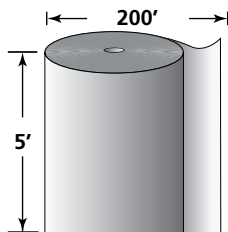
**Product Code: 69231**  
 Finish: No Finish  
 Length: 200'  
 Width: 4.5'  
 Thickness: 12.9 mils  
 Rolls/Pallet: 32  
 Sq. Ft./Roll: 900  
 lbs./Roll: ≤ 20  
 lbs./Pallet: ≤ 640

(sold per pallet – 32 rolls per pallet)

# CertaWrap™ Standard

Housewrap

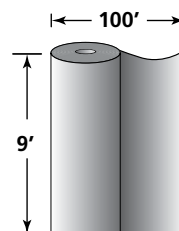
### PREMIUM 5' x 200' ROLL



**Product Code: 69237**  
 Finish: No Finish  
 Length: 200'  
 Width: 5'  
 Thickness: 12.9 mils  
 Rolls/Pallet: 32  
 Sq. Ft./Roll: 1,000  
 lbs./Roll: ≤ 22  
 lbs./Pallet: ≤ 704

(sold per pallet – 32 rolls per pallet)

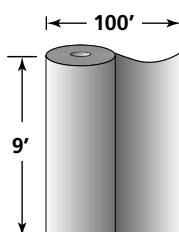
### STANDARD 9' x 100' ROLL



**Product Code: 69241**  
 Finish: No Finish  
 Length: 100'  
 Width: 9'  
 Thickness: 5.0 mils  
 Rolls/Pallet: 78  
 Sq. Ft./Roll: 900  
 lbs./Roll: ≤ 15  
 lbs./Pallet: ≤ 840

(sold per pallet – 78 rolls per pallet)

### PREMIUM 9' x 100' ROLL



**ASK ABOUT  
CO-BRANDING!**

**Product Code: 69232**  
 Finish: No Finish  
 Length: 100'  
 Width: 9'  
 Thickness: 12.9 mils  
 Rolls/Pallet: 40  
 Sq. Ft./Roll: 900  
 lbs./Roll: ≤ 21  
 lbs./Pallet: ≤ 840

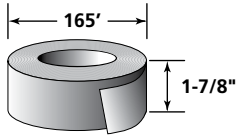
(sold per pallet – 40 rolls per pallet)

9' x 100' is also available in a co-brand option.  
 (3 pallet order minimum – 120 roll minimum)

# CertaWrap™ Tape

## House Wrap

**CERTATAPE™**  
**CONSTRUCTION TAPE**  
**1-7/8" x 165' ROLL**



**Product Code: 69921**  
 Finish: No Finish  
 Length: 165'  
 Width: 1-7/8'  
 Rolls/Case: 24  
 lbs./Roll: 1 (approx.)  
 Cases/Pallet: 48  
 lbs./Ctn.: ≤18

<b>Product Code</b>	<b>69921</b> 1-7/8" x 165' Roll	
Sandstone Beige (15)	●	

For use to seal overlaps, seams, and penetrations

# Tools

# Tools

## SHINGLE REPAIR KIT

**Product Code: 57994**  
 Finish: No Finish  
 Kits/Ctn.: 24  
 Cartons/Pallet: 60  
 lbs./Ctn.: ≤3



**NOTE:**  
 6 repair clips per kit  
 24 kits per carton (144 clips per ctn.)  
 Each kit contains enough pieces (6)  
 to replace a single panel

Use one kit to repair one Perfection or Rough-Split panel

## MONOGRAM® ZIPPER TOOL

**Product Code: 57999**  
 Finish: No Finish  
 Pieces/Ctn.: 1  
 Cartons/Pallet: 50  
 lbs./Ctn.: ≤1



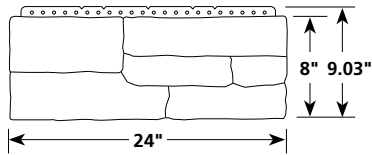
Panel removal tool for Monogram siding only

Product Code	57994 Shingle Repair Kit	57999 Monogram Zipper Tool	
No Color (00)	●	●	

# STONEfaçade™ & Accessories\*\*

## Architectural Stone Cladding System

### LEDGESTONE PANELS

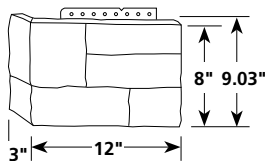


**Product Code: 11000**

Width: 24"  
 Height: 8"  
 Panel Thickness: 1.15"-2.25"  
 Pkg. Wt.: 98 lbs.  
 Sq. Ft./Ctn.: 7.99  
 Pcs./Ctn.: 6  
 Lin. Ft./Ctn.: 12  
 Cartons/Pallet: 12

**Note:** Panels come in 3 different widths – 10", 14" and 24" (shown). All widths are randomly mixed within the cartons for installation ease. Number of pieces per carton vary from 6 or 7 depending on whether or not you have a pre-mixed carton.

### LEDGESTONE LEFT CORNERS

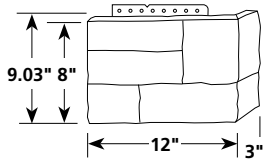


**Product Code: 11201**

Width: 9", 10-1/2", 12"  
 Height: 8"  
 Panel Thickness: 1.15"-2.25"  
 Pkg. Wt.: 56 lbs.  
 Sq. Ft./Ctn.: 4.5  
 Pcs./Ctn.: 6  
 Lin. Ft./Ctn.: 6.75  
 Cartons/Pallet: 15

**Note:** Corners come in 3 different widths – 9", 10-1/2" and 12" (shown). A carton of corners contains 2 of each size for installation ease. Please refer to the STONEfaçade installation instructions for directions on corner usage.

### LEDGESTONE RIGHT CORNERS

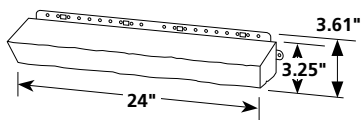


**Product Code: 11202**

Width: 9", 10-1/2", 12"  
 Height: 8"  
 Panel Thickness: 1.15"-2.25"  
 Pkg. Wt.: 56 lbs.  
 Sq. Ft./Ctn.: 4.5  
 Pcs./Ctn.: 6  
 Lin. Ft./Ctn.: 6.75  
 Cartons/Pallet: 15

**Note:** Corners come in 3 different widths – 9", 10-1/2" and 12" (shown). A carton of corners contains 2 of each size for installation ease. Please refer to the STONEfaçade installation instructions for directions on corner usage.

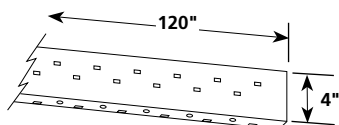
### SILLS



**Product Code: 11001**

Width: 24"  
 Height: 3.25"  
 Pkg. Wt.: 71 lbs.  
 Pcs./Ctn.: 5  
 Lin. Ft./Ctn.: 10  
 Cartons/Pallet: 15

### STARTER STRIP



**Product Code: 11301000**

Width: 120"  
 Height: 4"  
 Pkg. Wt.: 100 lbs.  
 Pcs./Ctn.: 25  
 Lin. Ft./Ctn.: 250  
 Cartons/Pallet: 35

	Product Code	11000 LedgeStone Panels	11201 LedgeStone Left Corners	11202 LedgeStone Right Corners	11001 Sills	11301000 Starter Strip
	No Color (00)					●
COLOR	Adirondack Snowfall (503)	●	●	●		
	Appalachian Twilight (504)	●	●	●		
	Harbor Sunset (501)	●	●	●		
	Pocono Autumn (502)	●	●	●		
	Brown (505)				*	
	Dark Gray (506)				*	

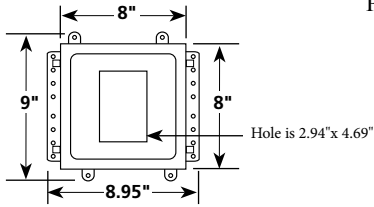
\* Sill Color Match for LedgeStone Panels:

Harbor Sunset = Brown  
 Pocono Autumn = Brown  
 Adirondack Snowfall = Dark Gray  
 Appalachian Twilight = Brown

# STONEfaçade™ & Accessories

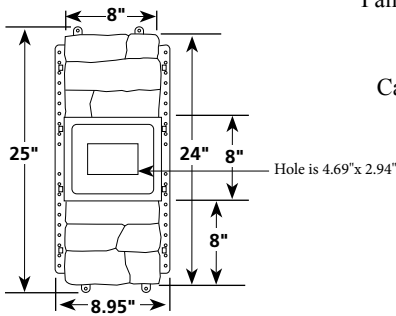
# Architectural Stone Cladding System

## SINGLE COURSE ELECTRICAL BOX



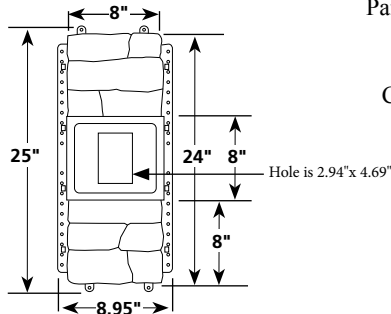
**Product Code: 11304**  
 Width: 8"  
 Height: 8"  
 Panel Thickness: 1.15"-2.25"  
 Pkg. Wt.: 55 lbs.  
 Pcs./Ctn.: 12  
 Cartons/Pallet: 15

## MULTICOURSE ELECTRICAL BOX HORIZONTAL OPENING



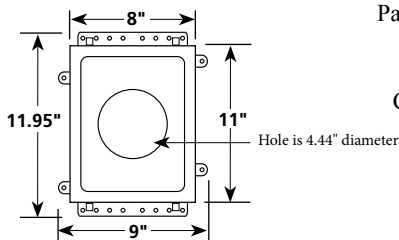
**Product Code: 11302**  
 Width: 8"  
 Height: 24"  
 Panel Thickness: 1.15"-2.25"  
 Pkg. Wt.: 67 lbs.  
 Pcs./Ctn.: 4  
 Cartons/Pallet: 15

## MULTICOURSE ELECTRICAL BOX VERTICAL OPENING



**Product Code: 11303**  
 Width: 8"  
 Height: 24"  
 Panel Thickness: 1.15"-2.25"  
 Pkg. Wt.: 67 lbs.  
 Pcs./Ctn.: 4  
 Cartons/Pallet: 15

## SINGLE COURSE LIGHT BOX

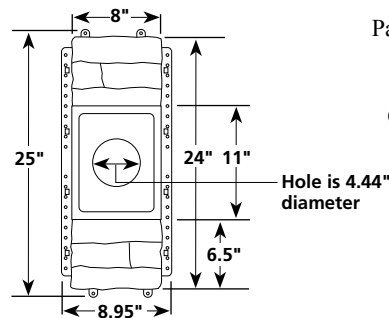


**Product Code: 11404**  
 Width: 8"  
 Height: 11"  
 Panel Thickness: 1.15"-2.25"  
 Pkg. Wt.: 51 lbs.  
 Pcs./Ctn.: 8  
 Cartons/Pallet: 15

	Product Code	11304 Single Course Electrical Box	11302 Multicourse Electrical Box- Horizontal Opening	11303 Multicourse Electrical Box- Vertical Opening	11404 Single Course Light Box	11405 Multicourse Light Box
COLOR	Adirondack Snowfall (503)		●	●		●
	Appalachian Twilight (504)		●	●		●
	Harbor Sunset (501)		●	●		●
	Pocono Autumn (502)		●	●		●
	Brown (505)	*			*	
	Dark Gray (506)	*			*	

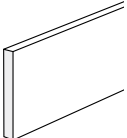
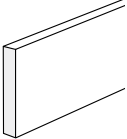
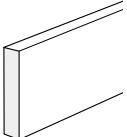
\* Accessory Color Match of Single Course Electrical and Light Boxes:  
 Harbor Sunset = Brown  
 Pocono Autumn = Brown  
 Adirondack Snowfall = Dark Gray  
 Appalachian Twilight = Brown

## MULTICOURSE LIGHT BOX



**Product Code: 11405**  
 Width: 8"  
 Height: 24"  
 Panel Thickness: 1.15"-2.25"  
 Pkg. Wt.: 66 lbs.  
 Pcs./Ctn.: 4  
 Cartons/Pallet: 15

### Trimboards

Smooth/Smooth, Natural White			FULL UNIT			HALF UNIT		
Nominal	Actual	Order Number*	PCS/UNIT	LF/UNIT	Weight** lbs/UNIT	PCS/UNIT	LF/UNIT	Weight** lbs/UNIT
 5/8 in.	5/8 in. x 6 in. x 18 ft.	5/8 in. x 5-1/2 in. x 18 ft.	11040618005F	160	2,880	2,791	—	—
	5/8 in. x 10 in. x 18 ft.	5/8 in. x 9-1/4 in. x 18 ft.	11041018005F	100	1,800	2,925	—	—
 3/4 in.	1 in. x 3 in. x 18 ft.	3/4 in. x 2-1/2 in. x 18 ft.	11050318005F	288	5,184	2,728	—	—
	1 in. x 4 in. x 18 ft.	3/4 in. x 3-1/2 in. x 18 ft.	11050418005	260	4,680	3,531	104	1,872
	1 in. x 5 in. x 18 ft.	3/4 in. x 4-1/2 in. x 18 ft.	11050518005F	200	3,600	3,494	—	—
	1 in. x 6 in. x 18 ft.	3/4 in. x 5-1/2 in. x 18 ft.	11050618005	160	2,880	3,425	64	1,152
	1 in. x 8 in. x 18 ft.	3/4 in. x 7-1/4 in. x 18 ft.	11050818005	108	1,944	3,101	48	864
	1 in. x 10 in. x 18 ft.	3/4 in. x 9-1/4 in. x 18 ft.	11051018005	90	1,620	3,265	40	720
	1 in. x 12 in. x 18 ft.	3/4 in. x 11-1/4 in. x 18 ft.	11051218005	72	1,296	3,191	32	576
	1 in. x 16 in. x 18 ft.	3/4 in. x 15-1/4 in. x 18 ft.	11051618005	54	972	3,611	24	432
 1 in.	5/4 in. x 4 in. x 18 ft.	1 in. x 3-1/2 in. x 18 ft.	11060418005	208	3,744	3,863	104	1,872
	5/4 in. x 5 in. x 18 ft.	1 in. x 4-1/2 in. x 18 ft.	11060518005F	160	2,880	3,029	—	—
	5/4 in. x 6 in. x 18 ft.	1 in. x 5-1/2 in. x 18 ft.	11060618005	128	2,304	3,659	64	1,152
	5/4 in. x 8 in. x 18 ft.	1 in. x 7-1/4 in. x 18 ft.	11060818005	96	1,728	3,622	48	864
	5/4 in. x 10 in. x 18 ft.	1 in. x 9-1/4 in. x 18 ft.	11061018005	80	1,440	3,829	40	720
	5/4 in. x 12 in. x 18 ft.	1 in. x 11-1/4 in. x 18 ft.	11061218005	64	1,152	3,734	32	576
	5/4 in. x 16 in. x 18 ft.	1 in. x 15-1/4 in. x 18 ft.	11061618005H	—	—	—	24	432

**Bending:** The ability to bend trimboards and profiles varies greatly based on board thickness and width, profile shape, bend radius, and heat source type. CertainTeed recommends reviewing our installation instructions or using a professional PVC bending resource.

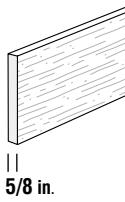
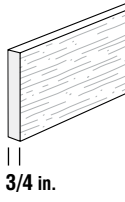
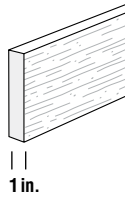
**Special Order Program:** CertainTeed has the ability to manufacture products in different lengths and widths that are not shown in this Specification Guide. We would be glad to discuss opportunities. Please contact your CertainTeed Territory Manager for product guidelines, minimum quantities and pricing.

\*To order full units, add F to the end of the order number. To order a half unit, add H to the end of the order number, where applicable.

\*\*Weights include pallet.

For more information call 800-233-8990  
www.certainteed.com

### Trimboards

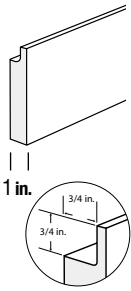

TrueTexture™ Woodgrain/Smooth, Natural White			FULL UNIT			HALF UNIT		
Nominal	Actual	Order Number*	PCS/UNIT	LF/UNIT	Weight** lbs/UNIT	PCS/UNIT	LF/UNIT	Weight** lbs/UNIT
 5/8 in. x 6 in. x 18 ft.	5/8 in. x 5-1/2 in. x 18 ft.	12040618005F	160	2,880	2,791	—	—	—
5/8 in. x 8 in. x 18 ft.	5/8 in. x 7-1/4 in. x 18 ft.	12040818005F	120	2,160	2,765	—	—	—
5/8 in. x 10 in. x 18 ft.	5/8 in. x 9-1/4 in. x 18 ft.	12041018005F	100	1,800	2,925	—	—	—
5/8 in. x 12 in. x 18 ft.	5/8 in. x 11-1/4 in. x 18 ft.	12041218005F	80	1,440	2,851	—	—	—
1 in. x 4 in. x 12 ft.	3/4 in. x 3-1/2 in. x 12 ft.	12050412005F	260	3,120	2,341	—	—	—
1 in. x 6 in. x 12 ft.	3/4 in. x 5-1/2 in. x 12 ft.	12050612005F	160	1,920	2,268	—	—	—
1 in. x 8 in. x 12 ft.	3/4 in. x 7-1/4 in. x 12 ft.	12050812005F	108	1,296	2,132	—	—	—
1 in. x 10 in. x 12 ft.	3/4 in. x 9-1/4 in. x 12 ft.	12051012005F	90	1,080	2,169	—	—	—
1 in. x 12 in. x 12 ft.	3/4 in. x 11-1/4 in. x 12 ft.	12051212005F	72	864	2,119	—	—	—
 1 in. x 4 in. x 18 ft.	3/4 in. x 3-1/2 in. x 18 ft.	12050418005	260	4,680	3,531	104	1,872	1,538
1 in. x 5 in. x 18 ft.	3/4 in. x 4-1/2 in. x 18 ft.	12050518005F	200	3,600	3,535	—	—	—
1 in. x 6 in. x 18 ft.	3/4 in. x 5-1/2 in. x 18 ft.	12050618005	160	2,880	3,425	64	1,152	1,514
1 in. x 8 in. x 18 ft.	3/4 in. x 7-1/4 in. x 18 ft.	12050818005	108	1,944	3,101	48	864	1,655
1 in. x 10 in. x 18 ft.	3/4 in. x 9-1/4 in. x 18 ft.	12051018005	90	1,620	3,265	40	720	1,737
1 in. x 12 in. x 18 ft.	3/4 in. x 11-1/4 in. x 18 ft.	12051218005	72	1,296	3,191	32	576	1,700
1 in. x 16 in. x 18 ft.	3/4 in. x 15-1/4 in. x 18 ft.	12051618005	54	972	3,611	24	432	1,721
5/4 in. x 4 in. x 12 ft.	1 in. x 3-1/2 in. x 12 ft.	12060412005F	208	2,496	2,574	—	—	—
5/4 in. x 6 in. x 12 ft.	1 in. x 5-1/2 in. x 12 ft.	12060612005F	128	1,536	2,439	—	—	—
5/4 in. x 8 in. x 12 ft.	1 in. x 7-1/4 in. x 12 ft.	12060812005F	96	1,152	2,415	—	—	—
5/4 in. x 10 in. x 12 ft.	1 in. x 9-1/4 in. x 12 ft.	12061012005F	80	960	2,553	—	—	—
5/4 in. x 12 in. x 12 ft.	1 in. x 11-1/4 in. x 12 ft.	12061212005F	64	768	2,489	—	—	—
 5/4 in. x 4 in. x 18 ft.	1 in. x 3-1/2 in. x 18 ft.	12060418005	208	3,744	3,861	104	1,872	2,036
5/4 in. x 5 in. x 18 ft.	1 in. x 4-1/2 in. x 18 ft.	12060518005F	160	2,880	3,029	—	—	—
5/4 in. x 6 in. x 18 ft.	1 in. x 5-1/2 in. x 18 ft.	12060618005	128	2,304	3,659	64	1,152	1,935
5/4 in. x 8 in. x 18 ft.	1 in. x 7-1/4 in. x 18 ft.	12060818005	96	1,728	3,622	48	864	1,916
5/4 in. x 10 in. x 18 ft.	1 in. x 9-1/4 in. x 18 ft.	12061018005	80	1,440	3,829	40	720	2,019
5/4 in. x 12 in. x 18 ft.	1 in. x 11-1/4 in. x 18 ft.	12061218005	64	1,152	3,734	32	576	1,972
5/4 in. x 16 in. x 18 ft.	1 in. x 15-1/4 in. x 18 ft.	12061618005H	—	—	—	24	432	2,041

\*To order full units, add F to the end of the order number. To order a half unit, add H to the end of the order number, where applicable.

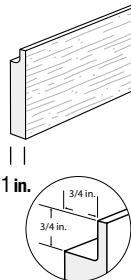

\*\*Weights include pallet.



### Trimboards

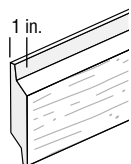
J-Pocket Smooth, Natural White			FULL UNIT			HALF UNIT		
Nominal	Actual	Order Number*	PCS/UNIT	LF/UNIT	Weight** lbs/UNIT	PCS/UNIT	LF/UNIT	Weight** lbs/UNIT
 1 in. 3/4 in.	5/4 in. x 4 in. x 12 ft. J-Pocket	1 in. x 3-1/2 in. x 12 ft.	11160412005F	156	1,872	1,591	—	—
	5/4 in. x 6 in. x 12 ft. J-Pocket	1 in. x 5-1/2 in. x 12 ft.	11160612005F	96	1,152	1,344	—	—
 1 in. 3/4 in.	5/4 in. x 4 in. x 18 ft. J-Pocket	1 in. x 3-1/2 in. x 18 ft.	11160418005	156	2,808	2,400	104	1,872
	5/4 in. x 6 in. x 18 ft. J-Pocket	1 in. x 5-1/2 in. x 18 ft.	11160618005	96	1,728	2,028	64	1,152

Built-in  
J-Pocket  
for siding

J-Pocket TrueTexture™ Woodgrain, Natural White			FULL UNIT			HALF UNIT		
Nominal	Actual	Order Number*	PCS/UNIT	LF/UNIT	Weight** lbs/UNIT	PCS/UNIT	LF/UNIT	Weight** lbs/UNIT
 1 in. 3/4 in.	5/4 in. x 4 in. x 12 ft. J-Pocket	1 in. x 3-1/2 in. x 12 ft.	12160412005F	156	1,872	1,591	—	—
	5/4 in. x 6 in. x 12 ft. J-Pocket	1 in. x 5-1/2 in. x 12 ft.	12160612005F	96	1,152	1,344	—	—
 1 in. 3/4 in.	5/4 in. x 4 in. x 18 ft. J-Pocket	1 in. x 3-1/2 in. x 18 ft.	12160418005	156	2,808	2,400	104	1,872
	5/4 in. x 6 in. x 18 ft. J-Pocket	1 in. x 5-1/2 in. x 18 ft.	12160618005	96	1,728	2,028	64	1,152

Built-in  
J-Pocket  
for siding

### Fiber Cement Skirtboards

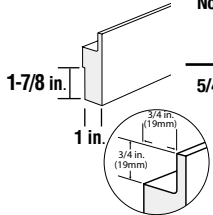
TrueTexture™ Woodgrain/Smooth, Natural White			FULL UNIT		
Nominal	Actual	Order Number*	PCS/UNIT	LF/UNIT	Weight** lbs/UNIT
 1 in.	5/4 in. x 6 in. x 12 ft.	1 in. x 5-1/2 in. x 12 ft.	12360612005F	64	768
	5/4 in. x 8 in. x 12 ft.	1 in. x 7-1/4 in. x 12 ft.	12360812005F	48	576

\*To order full units, add F to the end of the order number. To order a half unit, add H to the end of the order number, where applicable.

\*\*Weights include pallet.

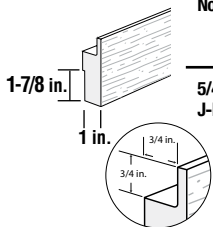
### Trimboards with Cut-Outs

J-Pocket Smooth, Natural White				FULL UNIT			HALF UNIT		
Nominal	Actual	Order Number*	PCS/UNIT	LF/UNIT	Weight** lbs/UNIT	PCS/UNIT	LF/UNIT	Weight** lbs/UNIT	
5/4 in. x 4 in. x 18 ft.	1 in. x 3-1/2 in. x 18 ft.	11165018005	156	2,808	2,556	104	1,872	1,900	



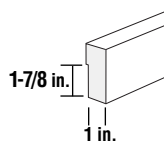
Built-in J-Pocket for siding and cut-out for Window Flange

J-Pocket TrueTexture™ Woodgrain, Natural White				FULL UNIT			HALF UNIT		
Nominal	Actual	Order Number*	PCS/UNIT	LF/UNIT	Weight** lbs/UNIT	PCS/UNIT	LF/UNIT	Weight** lbs/UNIT	
5/4 in. x 4 in. x 18 ft. J-Pocket	1 in. x 3-1/2 in. x 18 ft.	12165018005	156	2,808	2,551	104	1,872	1,900	

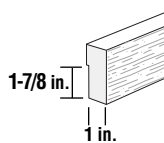


Built-in J-Pocket for siding and cut-out for Window Flange

Smooth, Natural White				FULL UNIT			HALF UNIT		
Nominal	Actual	Order Number*	PCS/UNIT	LF/UNIT	Weight** lbs/UNIT	PCS/UNIT	LF/UNIT	Weight** lbs/UNIT	
5/4 in. x 4 in. x 18 ft.	1 in. x 3-1/2 in. x 18 ft.	11065018005	156	2,808	4,611	104	1,872	2,409	

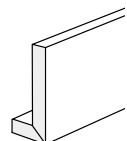


TrueTexture™ Woodgrain, Natural White				FULL UNIT			HALF UNIT		
Nominal	Actual	Order Number*	PCS/UNIT	LF/UNIT	Weight** lbs/UNIT	PCS/UNIT	LF/UNIT	Weight** lbs/UNIT	
5/4 in. x 4 in. x 18 ft.	1 in. x 3-1/2 in. x 18 ft.	12065018005	156	2,808	4,611	104	1,872	2,409	

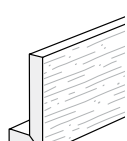


### Fascia

Smooth, Natural White				FULL UNIT		
Nominal	Actual	Order Number	PCS/UNIT	LF/UNIT	Weight** lbs/UNIT	
3/4 in. x 8 in. x 18 ft.	3/4 in. x 7-1/4 in. x 18 ft.	11430818005F	36	648	1,205	
3/4 in. x 10 in. x 18 ft.	3/4 in. x 9-1/4 in. x 18 ft.	11431018005F	32	576	1,260	



TrueTexture™ Woodgrain, Natural White				FULL UNIT		
Nominal	Actual	Order Number	PCS/UNIT	LF/UNIT	Weight** lbs/UNIT	
3/4 in. x 8 in. x 18 ft.	3/4 in. x 7-1/4 in. x 18 ft.	13430818005F	36	648	1,205	
3/4 in. x 10 in. x 18 ft.	3/4 in. x 9-1/4 in. x 18 ft.	13431018005F	32	576	1,260	

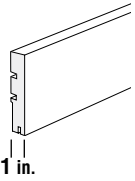


\*To order full units, add F to the end of the order number. To order a half unit, add H to the end of the order number, where applicable.

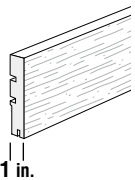
\*\*Weights include pallet.

### InvisiPro® Hidden Fastening System

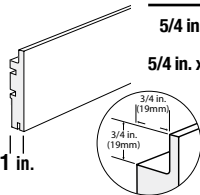
Trimboard (with grooves) Smooth, Natural White			HALF UNIT		
Nominal	Actual	Order Number	PCS/UNIT	LF/UNIT	Weight** lbs/UNIT
5/4 in. x 4 in. x 10 ft.	1 in. x 3-1/2 in. x 10 ft.	11260410005H	104	1,040	1,108
5/4 in. x 6 in. x 10 ft.	1 in. x 5-1/2 in. x 10 ft.	11260610005H	64	640	1,075



Trimboard (with grooves) TrueTexture™ Woodgrain, Natural White			HALF UNIT		
Nominal	Actual	Order Number	PCS/UNIT	LF/UNIT	Weight** lbs/UNIT
5/4 in. x 4 in. x 10 ft.	1 in. x 3-1/2 in. x 10 ft.	13260410005H	104	1,040	1,108
5/4 in. x 6 in. x 10 ft.	1 in. x 5-1/2 in. x 10 ft.	13260610005H	64	640	1,075

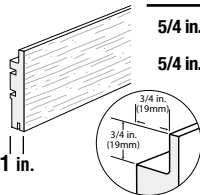


J-Pocket (with grooves) Smooth, Natural White			HALF UNIT		
Nominal	Actual	Order Number	PCS/UNIT	LF/UNIT	Weight** lbs/UNIT
5/4 in. x 4 in. x 10 ft.	1 in. x 3-1/2 in. x 10 ft.	11360410005H	104	1,040	1,108
5/4 in. x 6 in. x 10 ft.	1 in. x 5-1/2 in. x 10 ft.	11360610005H	64	640	1,075



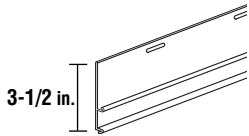
Built-in J-Pocket for siding

J-Pocket (with grooves) TrueTexture™ Woodgrain, Natural White			HALF UNIT		
Nominal	Actual	Order Number	PCS/UNIT	LF/UNIT	Weight** lbs/UNIT
5/4 in. x 4 in. x 10 ft.	1 in. x 3-1/2 in. x 10 ft.	13360410005H	104	1,040	1,108
5/4 in. x 6 in. x 10 ft.	1 in. x 5-1/2 in. x 10 ft.	13360610005H	64	640	1,075



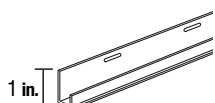
Built-in J-Pocket for siding

Nail Hem Flange* White			CARTONS		
Nominal Length	Actual Length	Order Number	PCS/CTN	LF/CTN	Weight† lbs/CTN
10 ft.	9 ft. 11-3/4 in.	60093910005C	36	360	54




\*Same flange as used on One-Piece Corner

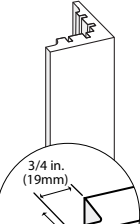
Starter Flange, White			CARTONS		
Nominal Length	Actual Length	Order Number	PCS/CTN	LF/CTN	Weight† lbs/CTN
10 ft.	9 ft. 11-3/4 in.	60053410001C	36	360	29



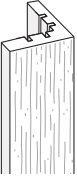
\*\*Weights include pallet. †Weights include carton.

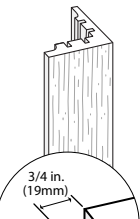
## One-piece Corners

Smooth, Natural White				FULL UNIT			HALF UNIT		
Nominal	Actual	Order Number*	PCS/UNIT	LF/UNIT	Weight** lbs/UNIT	PCS/UNIT	LF/UNIT	Weight** lbs/UNIT	
	5/4 in. x 4 in. x 4 in. x 10 ft.	1 in. x 3-1/2 in. x 3-1/2 in. x 10 ft.	31060410005	72	720	1,288	36	360	693
	5/4 in. x 4 in. x 4 in. x 20 ft.	1 in. x 3-1/2 in. x 3-1/2 in. x 20 ft.	31060420005	72	1,440	2,499	36	720	1,422
	5/4 in. x 6 in. x 6 in. x 10 ft.	1 in. x 5-1/2 in. x 5-1/2 in. x 10 ft.	31060610005	48	480	1,370	24	240	734
	5/4 in. x 6 in. x 6 in. x 20 ft.	1 in. x 5-1/2 in. x 5-1/2 in. x 20 ft.	31060620005	48	960	2,772	24	480	1,502

J-Pocket Smooth, Natural White				FULL UNIT			HALF UNIT		
Nominal	Actual	Order Number*	PCS/UNIT	LF/UNIT	Weight** lbs/UNIT	PCS/UNIT	LF/UNIT	Weight** lbs/UNIT	
	5/4 in. x 4 in. x 4 in. x 10 ft. J-Pocket	1 in. x 3-1/2 in. x 3-1/2 in. x 10 ft.	31160410005	72	720	1,059	36	360	579
	5/4 in. x 4 in. x 4 in. x 20 ft. J-Pocket	1 in. x 3-1/2 in. x 3-1/2 in. x 20 ft.	31160420005	72	1,440	2,095	36	720	1,163
	5/4 in. x 6 in. x 6 in. x 10 ft. J-Pocket	1 in. x 5-1/2 in. x 5-1/2 in. x 10 ft.	31160610005	48	480	1,129	24	240	615
	5/4 in. x 6 in. x 6 in. x 20 ft. J-Pocket	1 in. x 5-1/2 in. x 5-1/2 in. x 20 ft.	31160620005	48	960	2,157	24	480	1,128

Built-in J-Pocket for siding

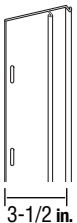
TrueTexture™ Woodgrain, Natural White				FULL UNIT			HALF UNIT		
Nominal	Actual	Order Number*	PCS/UNIT	LF/UNIT	Weight** lbs/UNIT	PCS/UNIT	LF/UNIT	Weight** lbs/UNIT	
	5/4 in. x 4 in. x 4 in. x 10 ft.	1 in. x 3-1/2 in. x 3-1/2 in. x 10 ft.	33060410005	72	720	1,288	36	360	693
	5/4 in. x 4 in. x 4 in. x 20 ft.	1 in. x 3-1/2 in. x 3-1/2 in. x 20 ft.	33060420005	72	1,440	2,499	36	720	1,365
	5/4 in. x 6 in. x 6 in. x 10 ft.	1 in. x 5-1/2 in. x 5-1/2 in. x 10 ft.	33060610005	48	480	1,370	24	240	734
	5/4 in. x 6 in. x 6 in. x 20 ft.	1 in. x 5-1/2 in. x 5-1/2 in. x 20 ft.	33060620005	48	960	2,772	24	480	1,502

J-Pocket TrueTexture™ Woodgrain, Natural White				FULL UNIT			HALF UNIT		
Nominal	Actual	Order Number*	PCS/UNIT	LF/UNIT	Weight** lbs/UNIT	PCS/UNIT	LF/UNIT	Weight** lbs/UNIT	
	5/4 in. x 4 in. x 4 in. x 10 ft. J-Pocket	1 in. x 3-1/2 in. x 3-1/2 in. x 10 ft.	33160410005	72	720	1,059	36	360	579
	5/4 in. x 4 in. x 4 in. x 20 ft. J-Pocket	1 in. x 3-1/2 in. x 3-1/2 in. x 20 ft.	33160420005	72	1,440	2,095	36	720	1,163
	5/4 in. x 6 in. x 6 in. x 10 ft. J-Pocket	1 in. x 5-1/2 in. x 5-1/2 in. x 10 ft.	33160610005	48	480	1,129	24	240	615
	5/4 in. x 6 in. x 6 in. x 20 ft. J-Pocket	1 in. x 5-1/2 in. x 5-1/2 in. x 20 ft.	33160620005	48	960	2,290	24	480	1,261

Built-in J-Pocket for siding

Nail Hem Flange*** White			CARTONS		
Nominal Length	Actual Length	Order Number	PCS/CTN	LF/CTN	Weight† lbs/CTN
10 ft.	9 ft. 11-3/4 in.	60093910005C	36	360	54

Two flanges needed per 10' corner; Four flanges needed per 20' corner



### InvisiPro Hidden Fastening System Product

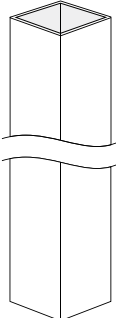
\*\*\* Same flange as used on Trimboard and J-Pocket (with grooves)

\*To order full units, add F to the end of the order number. To order a half unit, add H to the end of the order number, where applicable.

\*\*Weights include pallet. †Weights include carton.

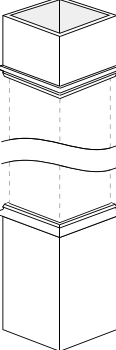
## Column Wraps

Column Wrap Smooth, Natural White				FULL UNIT		
Nominal	Actual	Order Number	PCS/UNIT	LF/UNIT	Weight** lbs/UNIT	
8 in. x 8 in. x 9 ft.	8 in. x 8 in. x 9 ft.	71380809005F	12	108	515	
10 in. x 10 in. x 9 ft.	10 in. x 10 in. x 9 ft.	71301009005F	12	108	685	



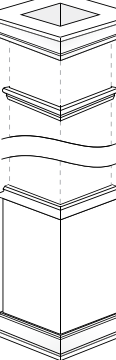
Must order Column Wrap and Trim Kit for complete Column.

Classic Cap/Base Trim Kit* Smooth, Natural White				FULL UNIT		
Nominal	Actual	Order Number	PCS/UNIT	LF/UNIT	Weight** lbs/UNIT	
8 in. x 8 in.	8 in. x 8 in.	61480801005F	4	n/a	57	
10 in. x 10 in.	10 in. x 10 in.	61401001005F	4	n/a	66	



\*Column Wrap not included. Must order Column Wrap and Trim Kit for complete Column.

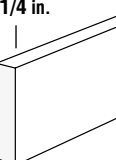
Estate Cap/Base Trim Kit* Smooth, Natural White				FULL UNIT		
Nominal	Actual	Order Number	PCS/UNIT	LF/UNIT	Weight** lbs/UNIT	
8 in. x 8 in.	8 in. x 8 in.	61680801005F	4	n/a	61	
10 in. x 10 in.	10 in. x 10 in.	61601001005F	4	n/a	73	



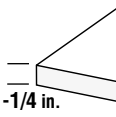
\*Column Wrap not included. Must order Column Wrap and Trim Kit for complete Column.

## CustomCraft™ 1-1/2 in. Thick for Custom Fabrication

Trimboard Smooth/Smooth, Natural White				HALF UNIT		
Nominal	Actual	Order Number	PCS/UNIT	LF/UNIT	Weight** lbs/UNIT	
1-1/2 in. x 10 in. x 18 ft.	1-1/4 in. x 9-1/4 in. x 18 ft.	11071018005H	20	360	1,456	



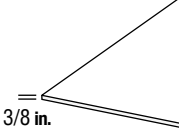
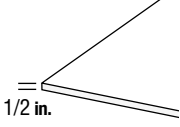
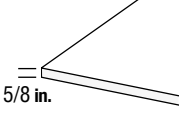
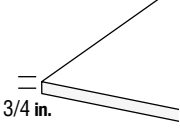
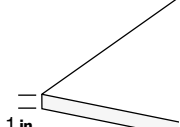
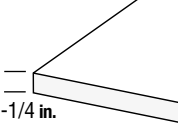
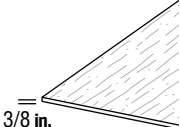
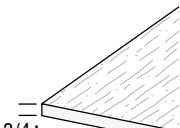
Sheet Smooth/Smooth, Natural White				HALF UNIT		
Nominal	Actual	Order Number	PCS/UNIT	LF/UNIT	Weight** lbs/UNIT	
1-1/2 in. x 4 ft. x 8 ft.	1-1/4 in. x 4 ft. x 8 ft.	21074808005H	10	80	1,295	



CustomCraft™ available in half units only.

\*\*Weights include pallet.

### Sheets

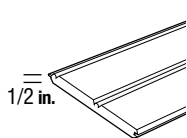
Smooth/Smooth, Natural White				FULL UNIT			HALF UNIT		
	Nominal	Actual	Order Number*	PCS/UNIT	LF/UNIT	Weight** lbs/UNIT	PCS/UNIT	LF/UNIT	Weight** lbs/UNIT
	3/8 in. x 4 ft. x 8 ft.	3/8 in. x 4 ft. x 8 ft.	21014808005	25	200	1,077	12	96	553
	3/8 in. x 4 ft. x 10 ft.	3/8 in. x 4 ft. x 10 ft.	21014810005	25	250	1,270	12	120	661
	3/8 in. x 4 ft. x 18 ft.	3/8 in. x 4 ft. x 18 ft.	21014818005	25	450	2,313	12	216	1,220
	1/2 in. x 4 ft. x 8 ft.	1/2 in. x 4 ft. x 8 ft.	21024808005	25	200	1,247	12	96	635
	1/2 in. x 4 ft. x 10 ft.	1/2 in. x 4 ft. x 10 ft.	21024810005	25	250	1,602	12	120	820
	1/2 in. x 4 ft. x 18 ft.	1/2 in. x 4 ft. x 18 ft.	21024818005	25	450	2,826	12	216	1,465
	5/8 in. x 4 ft. x 8 ft.	5/8 in. x 4 ft. x 8 ft.	21044808005	25	200	1,686	12	96	847
	5/8 in. x 4 ft. x 10 ft.	5/8 in. x 4 ft. x 10 ft.	21044810005	25	250	2,065	12	120	1,043
	5/8 in. x 4 ft. x 18 ft.	5/8 in. x 4 ft. x 18 ft.	21044818005	25	450	3,621	12	216	1,847
	3/4 in. x 4 ft. x 8 ft.	3/4 in. x 4 ft. x 8 ft.	21034808005	20	160	1,638	10	80	854
	3/4 in. x 4 ft. x 10 ft.	3/4 in. x 4 ft. x 10 ft.	21034810005	20	200	2,058	10	100	1,078
	3/4 in. x 4 ft. x 12 ft.	3/4 in. x 4 ft. x 12 ft.	21034812005	20	240	2,464	10	120	1,289
	3/4 in. x 4 ft. x 18 ft.	3/4 in. x 4 ft. x 18 ft.	21034818005	21	378	3,907	10	180	1,945
	3/4 in. x 4 ft. x 20 ft.	3/4 in. x 4 ft. x 20 ft.	21034820005	21	420	4,070	10	200	2,125
	1 in. x 4 ft. x 8 ft.	1 in. x 4 ft. x 8 ft.	21054808005	20	160	2,215	10	80	1,143
	1 in. x 4 ft. x 10 ft.	1 in. x 4 ft. x 10 ft.	21054810005	20	200	2,745	10	100	1,421
	1 in. x 4 ft. x 12 ft.	1 in. x 4 ft. x 12 ft.	21054812005	20	240	3,271	10	120	1,693
	1 in. x 4 ft. x 18 ft.	1 in. x 4 ft. x 18 ft.	21054818005	18	324	4,412	9	162	2,309
	1 in. x 4 ft. x 20 ft.	1 in. x 4 ft. x 20 ft.	21054820005	16	320	4,407	8	160	2,319
<b>CustomCraft Sheet Smooth/Smooth, Natural White</b>							<b>HALF UNIT</b>		
	Nominal	Actual	Order Number	<b>CustomCraft available in half units only.</b>			PCS/UNIT	LF/UNIT	Weight** lbs/UNIT
	1-1/2 in. x 4 ft. x 8 ft.	1-1/4 in. x 4 ft. x 8 ft.	21074808005H				10	80	1,295
<b>TrueTexture™ Woodgrain/Smooth, Natural White</b>				<b>FULL UNIT</b>			<b>HALF UNIT</b>		
	Nominal	Actual	Order Number*	PCS/UNIT	LF/UNIT	Weight** lbs/UNIT	PCS/UNIT	LF/UNIT	Weight** lbs/UNIT
	3/8 in. x 4 ft. x 8 ft.	3/8 in. x 4 ft. x 8 ft.	22014808005	25	200	1,077	12	96	553
	1/2 in. x 4 ft. x 8 ft.	1/2 in. x 4 ft. x 8 ft.	22024808005	25	200	1,247	12	96	634
	3/4 in. x 4 ft. x 8 ft.	3/4 in. x 4 ft. x 8 ft.	22034808005	20	160	1,638	10	80	854

\*To order full units, add F to the end of the order number. To order a half unit, add H to the end of the order number, where applicable.

\*\*Weights include pallet.

### Beadboard Reversible Panels

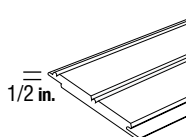
Traditional Tongue & Groove, Natural White†				FULL UNIT			HALF UNIT		
Nominal	Actual	Order Number *	PCS/UNIT	LF/UNIT	Weight ** lbs/UNIT	PCS/UNIT	LF/UNIT	Weight ** lbs/UNIT	
1/2 in. x 5-1/2 in. x 18 ft.	1/2 in. x 5-1/8 in. x 18 ft.	8300005	200	3,600	2,642	100	1,800	1,430	



2-1/2 in. BEADED REPEAT  
5 in. CHANNEL REPEAT

†Reversible beaded or channel repeat

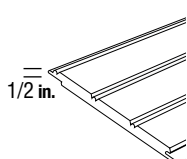
2TL, TightLap, Natural White†				FULL UNIT			HALF UNIT		
Nominal	Actual	Order Number *	PCS/UNIT	LF/UNIT	Weight ** lbs/UNIT	PCS/UNIT	LF/UNIT	Weight ** lbs/UNIT	
1/2 in. x 6 in. x 18 ft.	1/2 in. x 5-3/4 in. x 18 ft.	11225318005	224	4,032	2,648	96	1,728	1,255	



2-1/2 in. BEADED REPEAT  
5 in. CHANNEL REPEAT

†Reversible beaded or channel repeat

3TL, TightLap, Natural White†				FULL UNIT			HALF UNIT		
Nominal	Actual	Order Number *	PCS/UNIT	LF/UNIT	Weight ** lbs/UNIT	PCS/UNIT	LF/UNIT	Weight ** lbs/UNIT	
1/2 in. x 8-1/2 in. x 18 ft.	1/2 in. x 8-1/4 in. x 18 ft.	11225418005	200	3,600	3,884	100	1,800	1,852	

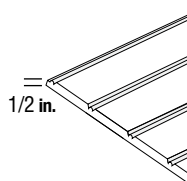


2-1/2 in. BEADED REPEAT  
7-1/2 in. CHANNEL REPEAT

†Reversible beaded or channel repeat

### Beadboard Panels Non-Reversible Panels

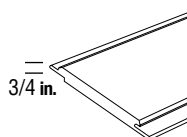
Beaded, Natural White				FULL UNIT			HALF UNIT		
Nominal	Actual	Order Number *	PCS/UNIT	LF/UNIT	Weight ** lbs/UNIT	PCS/UNIT	LF/UNIT	Weight ** lbs/UNIT	
1/2 in. x 4 ft. x 8 ft.	1/2 in. x 4 ft. x 8 ft.	21224808005	25	200	1,218	12	96	621	
1/2 in. x 4 ft. x 10 ft.	1/2 in. x 4 ft. x 10 ft.	21224810005	25	250	1,709	12	120	872	



2-1/2 in. BEADED REPEAT  
4 ft. PANEL REPEAT

### WP4/Nickel Gap Reversible Panel

WP4/Nickel Gap, TightLap™, Natural White†				FULL UNIT			HALF UNIT		
Nominal	Actual	Order Number *	PCS/UNIT	LF/UNIT	Weight ** lbs/UNIT	PCS/UNIT	LF/UNIT	Weight ** lbs/UNIT	
3/4 in. x 6 in. x 18 ft.	3/4 in. x 5-3/4 in. x 18 ft.	11935318005F	72	1,296	1,800	—	—	—	



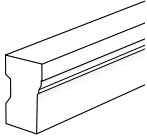
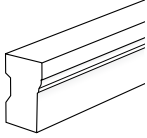
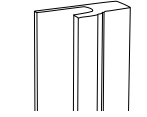
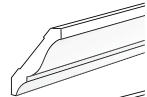
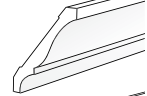
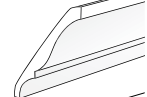
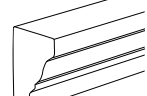



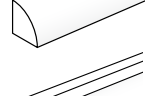

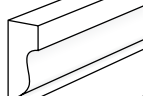

5 in. WP4 REPEAT  
4-3/4 in. CHANNEL REPEAT  
1/4 in. GAP

†Reversible WP4 or Nickel Gap repeat

\*To order full units, add F to the end of the order number. To order a half unit, add H to the end of the order number, where applicable.

\*\*Weights include pallet.

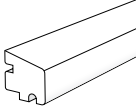
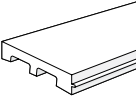
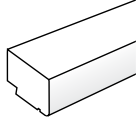
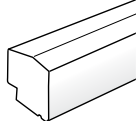
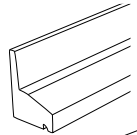
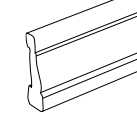
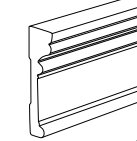
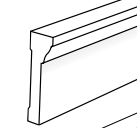
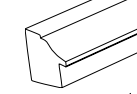
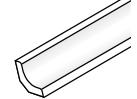
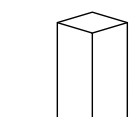
### Profiles

Smooth, Satin Finish, Natural White		CARTONS				
Nominal/Actual	Order Number	Length	PCS/CTN	LF/CTN	Weight† lbs/CTN	
<b>BRICKMOULD</b>						
 1-1/8 in. x 2 in. x 7 ft.	41020207005B	7 ft.	14	98	50	
1-1/8 in. x 2 in. x 10 ft.	41020210005B	10 ft.	14	140	65	
1-1/8 in. x 2 in. x 17 ft.	41020217005B	17 ft.	14	238	100	
<b>PAINT GRADE BRICKMOULD</b>						
 1-1/8 in. x 2 in. x 7 ft.	41025107005B	7 ft.	14	98	45	
1-1/8 in. x 2 in. x 10 ft.	41025100005B	10 ft.	14	140	60	
1-1/8 in. x 2 in. x 17 ft.	41025116005B	17 ft.	14	238	100	
<b>J-CHANNEL BRICKMOULD</b>						
 1-1/4 in. x 2 in. x 17 ft.	41151517005B	17 ft.	12	204	90	
<b>#49 CROWN</b>						
 11/16 in. x 3-5/8 in. x 16 ft.	41040416005B	16 ft.	8	128	50	
<b>#47 CROWN</b>						
 11/16 in. x 4-5/8 in. x 16 ft.	41040516005B	16 ft.	6	96	50	
<b>#45 CROWN</b>						
 9/16 in. x 5-1/4 in. x 16 ft.	41041316005B	16 ft.	7	112	45	
<b>RAMS CROWN</b>						
 1-13/32 in. x 2-1/16 in. x 16 ft.	41141616005B	16 ft.	8	128	55	
<b>BASE CAP</b>						
 11/16 in. x 1-1/8 in. x 16 ft.	41070816005B	16 ft.	32	512	50	
<b>RAKE</b>						
 1 in. x 2 in. x 16 ft.	41111216005B	16 ft.	10	160	50	
<b>QUARTER ROUND</b>						
 3/4 in. x 3/4 in. x 16 ft.	41062116005B	16 ft.	38	608	65	
<b>DRIP CAP</b>						
 11/16 in. x 1-5/8 in. x 16 ft.	41030316005B	16 ft.	22	352	60	
<b>SHINGLE MOULD</b>						
 11/16 in. x 1-5/8 in. x 16 ft.	41080316005B	16 ft.	18	288	30	
<b>BED MOULD</b>						
 9/16 in. x 1-5/8 in. x 16 ft.	41050616005B	16 ft.	24	384	50	
<b>LATTICE</b>						
 1/4 in. x 1-1/2 in. x 16 ft.	41202016005B	16 ft.	50	800	75	

†Weights include carton.



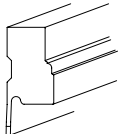
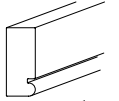
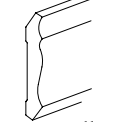
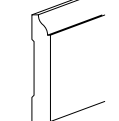
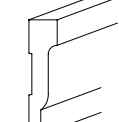

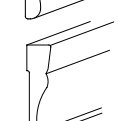
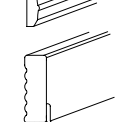
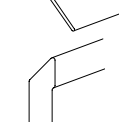
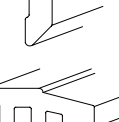
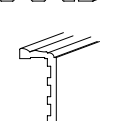
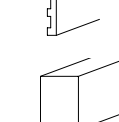
### Profiles continued

Smooth, Satin Finish, Natural White		CARTONS				
Nominal/Actual	Order Number	Length	PCS/CTN	LF/CTN	Weight † lbs/CTN	
	<b>SILL NOSE</b>					
1-5/16 in. x 1-3/8 in. x 16 ft.	41101116005B	16 ft.	9	144	50	
	<b>SILL</b>					
1-1/4 in. x 5 in. x 16 ft.	41131416005B	16 ft.	3	48	50	
	<b>HISTORIC SILL</b>					
1-3/4 in. x 2-13/16 in. x 16 ft.	41122416005B	16 ft.	4	64	50	
	<b>NEW ENGLAND SILL</b>					
1-3/4 in. x 2-1/32 in. x 16 ft.	41123016005B	16 ft.	6	96	70	
	<b>WATER TABLE</b>					
2 in. x 2-3/4 in. x 16 ft.	41253216005B	16 ft.	5	80	60	
	<b>356 CASING</b>					
11/16 in. x 2-1/4 in. x 16 ft.	41181816005B	16 ft.	16	256	50	
	<b>RB3 CASING</b>					
1-7/64 in. x 3-7/16 in. x 16 ft.	41171716005B	16 ft.	8	128	55	
	<b>BACK BAND</b>					
1-3/16 in. x 4-1/2 in. x 16 ft.	41090916005B	16 ft.	4	64	45	
	<b>ADJUSTABLE BACK BAND</b>					
1-11/32 in. x 1-13/32 in. x 16 ft.	41161916005B	16 ft.	10	160	50	
	<b>COVE MOULDING</b>					
3/4 in. x 3/4 in. x 16 ft.	41192116005B	16 ft.	50	800	60	
	<b>INSIDE CORNER POST</b>					
1-1/4 in. x 1-1/4 in. x 10 ft.	41010110005B	10 ft.	9	90	30	

†Weights include carton.

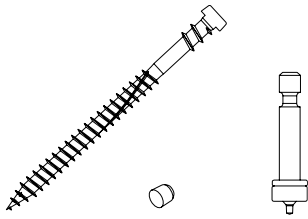
### Special Order Profiles

Special Order Profiles must be ordered in full carton quantities. Extended lead times will apply. Contact your CertainTeed Territory Manager for product guidelines, minimum quantities and pricing.

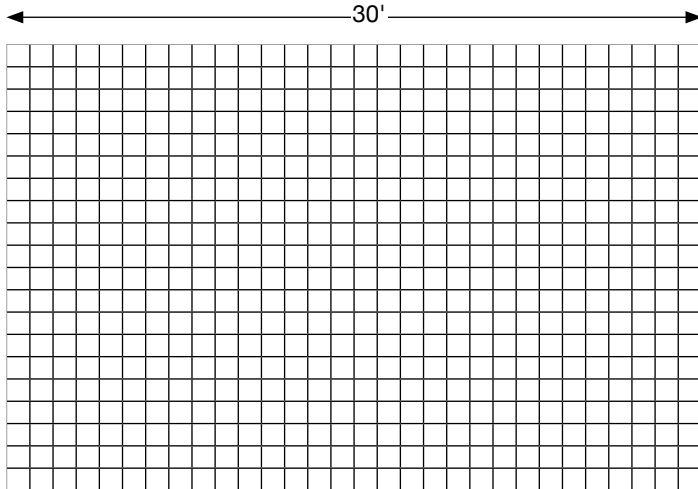
Smooth, Satin Finish, Natural White		CARTONS			
Nominal/Actual	Order Number	Length	PCS/CTN	LF/CTN	Weight† lbs/CTN
	<b>FLANGED BRICKMOULD</b>				
1-1/4 in. x 2 in. x 17 ft.	41024617005B	17 ft.	12	204	100
	<b>FLORIDA BRICKMOULD</b>				
11/16 in. x 1-5/8 in. x 17 ft.	41020317005B	17 ft.	28	476	140
	<b>#49 CROWN SCANT</b>				
9/16 in. x 3-5/8 in. x 16 ft.	41044016005B	16 ft.	10	160	53
	<b>#623 CENTURY BASEBOARD</b>				
9/16 in. x 3-1/4 in. x 16 ft.	41075016005B	16 ft.	10	160	55
	<b>3" SHINGLE RAKE</b>				
3/4 in. x 3-1/8 in. x 16 ft.	41114116005B	16 ft.	10	160	60
	<b>A-3 COLONIAL CASING</b>				
1/2 in. x 2 in. x 16 ft.	41184216005B	16 ft.	22	362	64
	<b>A-6 CLASSIC CASING</b>				
9/16 in. x 2-3/4 in. x 16 ft.	41184316005B	16 ft.	14	224	47
	<b>GARAGE DOOR STOP</b>				
7/16 in. x 1-15/16 in. x 16 ft.	41224716005B	16 ft.	14	224	40
	<b>ATTIC (GABLE) VENT LOUVER</b>				
11/16 in. x 3-1/2 in. x 16 ft.	41214416005B	16 ft.	7	112	60
	<b>ATTIC (GABLE) VENT SILL</b>				
1-1/8 in. x 3-1/4 in. x 16 ft.	41214516005B	16 ft.	5	80	65
	<b>WINDOW SILL WITH CASING</b>				
2-3/16 in. x 6-3/4 in. x 16 ft.	41134916005B	16 ft.	2	32	45
	<b>TRANSOM MULL</b>				
1-1/16 in. x 1-1/2 in. x 16 ft.	41134816005B	16 ft.	12	192	80

†Weights include carton.

### Cortex® Hidden Fastening System



Smooth – 2 in. Screws		CARTONS		
Description	Order Number	Boxes/CTN	Net Weight lbs/CTN	CTN/Pallet
50 LF Box - 75 screws (2 in.), 100 plugs, 1 setting tool	63180130005C	10	11	48
250 LF Box - 375 screws (2 in.), 400 plugs, 3 setting tools	63180135005C	6	27	52
750 LF Box - 1,125 screws (2 in.), 1,200 plugs, 6 setting tools	63180140005C	1	15	80
TrueTexture™ Woodgrain – 2 in. Screws		CARTONS		
Description	Order Number	Boxes/CTN	Net Weight lbs/CTN	CTN/Pallet
50 LF Box - 75 screws (2 in.), 100 plugs, 1 setting tool	63380130005C	10	11	48
250 LF Box - 375 screws (2 in.), 400 plugs, 3 setting tools	63380135005C	6	27	52
750 LF Box - 1,125 screws (2 in.), 1,200 plugs, 6 setting tools	63380140005C	1	15	80
Smooth – 2-3/4 in. Screws		CARTONS		
Description	Order Number	Boxes/CTN	Net Weight lbs/CTN	CTN/Pallet
250 LF Box - 375 screws (2-3/4 in.), 400 plugs, 3 setting tools	63182335005C	6	27	52
750 LF Box - 1,125 screws (2-3/4 in.), 1,200 plugs, 6 setting tools	63182340005C	1	15	80
TrueTexture Woodgrain – 2-3/4 in. Screws		CARTONS		
Description	Order Number	Boxes/CTN	Net Weight lbs/CTN	CTN/Pallet
250 LF Box - 375 screws (2-3/4 in.), 400 plugs, 3 setting tools	63382335005C	6	27	52



# Railing Take-Off Sheet

**Directions:**

- We recommend making multiple copies of this form.
- Check each box below that applies to your application; Refer to your FRD Product Catalog (with MSRP pricing) to calculate job quote.
- Contact Customer Service for review and/or assistance.
- Use for both Residential & Commercial take-offs.

**Type of Railing\* & Color**

- Oxford vinyl**  
 White  Almond  Clay
- Kingston vinyl**  
 White  Almond  Clay  
 Warm Spice  Rustic Rose

\*Refer to the EverNew Railing Product Matrix to best determine which railing system works best for code application.

**Attachment Method**

- Routed** (Oxford only)  Wood  Concrete
- Bracketed**  
 Bracketed with concrete post support kit (vinyl only)  
 Attached to post-sleeve over application

**Height of Section**

- 36"**  **42"**

**Type of Baluster Infill** (not available in all sizes)

- Oxford vinyl**  Square  Classic  Glass  Aluminum
- Kingston vinyl**  Square  Traditional  Aluminum

**Type of Post**

- Square

**Vinyl Post Cap Options** (not available in all colors)

- Gothic**  **Flat Internal**  **Flat External**  **Ball**
- New England**
- Solar Cap 5"x 5"** (includes adaptor for 4"x 4" posts)  
 White  Black

**Vinyl Post Trim Options** (not available in all colors)

- 1-Piece Post Trim** (available in 4x4 & 5x5)
- 2-Piece Post Trim** (available in 4x4)
- 4-Piece Post Trim** (available in 4x4, 5x5, & 6x6)

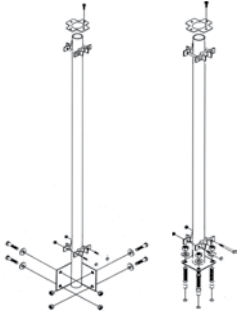
**ADA Handrail Required?**

- Yes**  **No**  **White**  **Black**


**Porch Posts, Columns & Wraps** (not available in all colors)

- Structural Vinyl Porch Posts**  
 **4x4 Colonial**  **5x5 Colonial**  **5x5 Square**
- Structural Vinyl Columns**  
 **8" Round Non-Tapered**  **8" Round Tapered**  
 **10" Round Tapered**  **8" Square**
- Certa-Snap Vinyl Post Wrap**  **4 x 4**  **6 x 6**

**For Routed System – Oxford (Without Brackets)**

 WOOD      CONCRETE	Catalog No.	Routed Post Support Options	Packaged Quantity	Weight
	71450	Post Support Kit (concrete), flat (37-1/2" actual height), for routed system only	1	8.0
71451	Post Support Kit (concrete), flat (43-1/2" actual height), for routed system only	1	8.0	
71452	Post Support Kit (concrete), stair (48" actual height), for routed system only	1	11.0	
71455	Post Support Kit (wood), flat (42-1/2" actual height)	1	9.5	
71456	Post Support Kit (wood), flat (49-1/2" actual height)	1	9.5	
71457	Post Support Kit (wood), stair (54" actual height)	1	9.5	
Kit includes: welded pipe & plate; (2) E-Z set brackets, railing plate & screw; concrete anchors (concrete mount) or bolts (wood mount); nuts & washers				

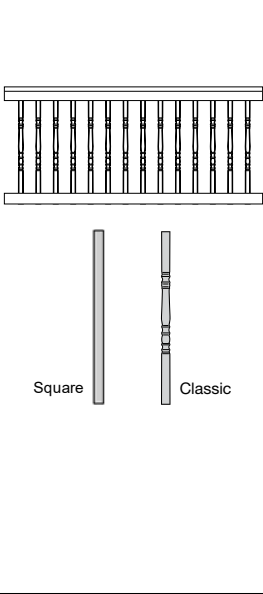
**For Bracketed Systems – Oxford and Kingston**


 EZ SET II (concrete)      THE MOUNT (wood or concrete)	Catalog No.	Bracketed Post Support Options	Packaged Quantity	Weight
	71455	Post Support Kit (wood), flat (42-1/2" actual height)	1	9.5
71456	Post Support Kit (wood), flat (49-1/2" actual height)	1	9.5	
71457	Post Support Kit (wood), stair (54" actual height)	1	9.5	
Kit includes: welded pipe & plate, (2) E-Z set brackets, railing plate & screw, bolts (wood mount), nuts & washers				
714610	EZ Set II Bracketed Post Support Kit (concrete), flat (37-1/2 actual height) Kit includes: welded pipe & plate, (4) internal blocks, hardware and concrete anchors	1	8.0	
714611	EZ Set II Bracketed Post Support Kit (concrete), flat (43-1/2 actual height) Kit includes: welded pipe & plate, (4) internal blocks, hardware and concrete anchors	1	8.0	
714615	The Mount 36" height (includes 4" molded PVC guides)	1	12.0	
714616	The Mount 42" height (includes 4" molded PVC guides)	1	14.0	
714617	The Mount Mounting Hardware for Wood & Composite Applications Kit includes: (4) 5/16-18x1" bolts; (4) 5/16-18x6" bolts; (8) flat, SAE washers; (4) #10x3/4" self drilling screws; (1) post mount leveling plate; (1) post mount mounting plate; (4) 5/16-18 hex nuts; (1) bag of (16) #10x1.000 self drilling screws; (1) instruction sheet	1	3.6	
714618	The Mount Mounting Hardware for Concrete Applications Kit includes: (4) 5/16-18x1" bolts; (8) flat, SAE washers; (4) #10x3/4" self drilling screws; (1) post mount leveling plate; (1) bag of (16) #10x1.000 self drilling screws; (4) concrete anchors; (1) instruction sheet	1	1.5	

# Oxford Boxed Kits Without Brackets

3' High / 6', 8' & 10' Wide

Vinyl Railing

	Catalog No.	Boxed Railing Kits (include top + bottom rails and balusters)	Actual Length	White	Almond	Clay	Packaged Quantity	Wt.
	<b>FLAT Flat Sections</b>							
	20970	6' Oxford Section, Square Balusters	71-1/2"	•	•	•	1	28.9
	20978	8' Oxford Section, Square Balusters	95-1/2"	•	•	•	1	31.6
	20986	10' Oxford Section, Square Balusters	119-1/2"	•	•	•	1	36.0
	20472	6' Oxford Section, Classic Balusters	71-1/2"	•	•		1	28.9
	20480	8' Oxford Section, Classic Balusters	95-1/2"	•	•		1	31.6
	20488	10' Oxford Section, Classic Balusters	119-1/2"	•			1	36.0
	<b>STAIR Stair Sections</b>							
	20971	6' Oxford Section, Square Balusters	71-1/2"	•	•	•	1	25.7
	20979	8' Oxford Section, Square Balusters	95-1/2"	•	•	•	1	28.4
	20987	10' Oxford Section, Square Balusters	119-1/2"	•			1	36.0
	20473	6' Oxford Section, Classic Balusters	71-1/2"	•	•		1	25.7
	20481	8' Oxford Section, Classic Balusters	95-1/2"	•	•		1	28.4
	20489	10' Oxford Section, Classic Balusters	119-1/2"	•			1	36.0
Oxford Boxed Kits Without Brackets can be used with either brackets or routed post system.								

	Catalog No.	Posts	White	Almond	Clay	Packaged Quantity	Wt.
	<b>Square Posts – Flat</b>						
	66153	End Post Flat (a) – 4" x 4" x 38"	•	•	•	1	4.0
	66152	Line Post Flat (b) – 4" x 4" x 38"	•	•	•	1	4.0
	66151	Corner Post Flat (c) – 4" x 4" x 38"	•	•	•	1	4.0
	66156	Line Post 45° (g) – 4" x 4" x 38"	•	•	•	1	4.0
	649538	Blank Post – 4" x 4" x 38"	•	•	•	1	4.1
<b>Square Posts – Stair</b>							
	64631L	Flat to Stair Corner Post Left (d) – 4" x 4" x 38"	•	•	•	1	4.0
	64631R	Flat to Stair Corner Post Right (e) – 4" x 4" x 38"	•	•	•	1	4.0
	66252	Line Post Stair (f) – 4" x 4" x 48"	•	•	•	1	5.0
	64632	Flat to Stair Line Post (h) – 4" x 4" x 38"	•	•	•	1	4.0
	66253	End Post Stair (i) – 4" x 4" x 48"	•	•	•	1	5.0
	66558	Inground End Post Stair – 4" x 4" x 75"	•	•	•	1	7.0
	649548	Blank Post – 4" x 4" x 48"	•	•	•	1	5.2

Refer to page 68 for mounting hardware and gate information.

Refer to page 74 for finishing accessories.

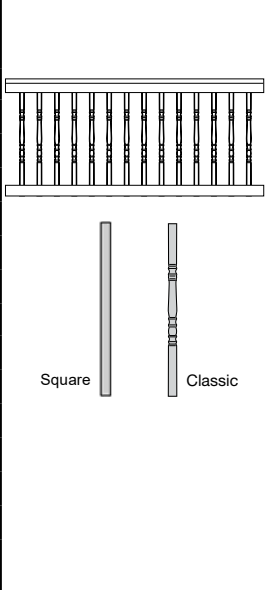
Refer to page 80 for porch posts, columns, and post wraps.

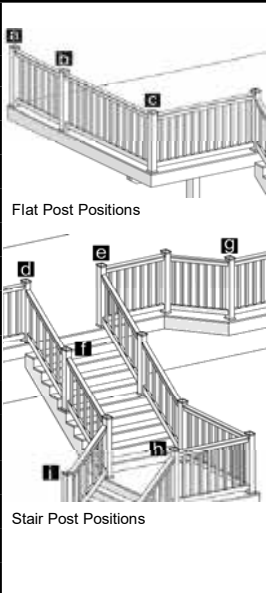
Almond Color: specify "AL" after part number.  
Clay Color: specify "C" after part number.

# Oxford Boxed Kits Without Brackets

3-1/2' High / 6', 8' & 10' Wide

Vinyl Railing

	Catalog No.	Boxed Railing Kits (include top + bottom rails and balusters)	Actual Length	White	Almond	Clay	Packaged Quantity	Wt.
	<b>FLAT Flat Sections</b>							
	20974	6' Oxford Section, Square Balusters	71-1/2"	•	•	•	1	31.1
	20982	8' Oxford Section, Square Balusters	95-1/2"	•	•	•	1	36.0
	20990	10' Oxford Section, Square Balusters	119-1/2"	•	•	•	1	37.8
	20476	6' Oxford Section, Classic Balusters	71-1/2"	•	•	•	1	31.1
	20484	8' Oxford Section, Classic Balusters	95-1/2"	•	•	•	1	36.0
	20492	10' Oxford Section, Classic Balusters	119-1/2"	•	•	•	1	37.8
<b>STAIR Stair Sections</b>								
	20975	6' Oxford Section, Square Balusters	71-1/2"	•	•	•	1	27.3
	20983	8' Oxford Section, Square Balusters	95-1/2"	•	•	•	1	36.0
	20991	10' Oxford Section, Square Balusters	119-1/2"	•	•	•	1	37.8
	20477	6' Oxford Section, Classic Balusters	71-1/2"	•	•	•	1	27.3
	20485	8' Oxford Section, Classic Balusters	95-1/2"	•	•	•	1	36.0
	20493	10' Oxford Section, Classic Balusters	119-1/2"	•	•	•	1	37.8
Oxford Boxed Kits Without Brackets can be used with either brackets or routed post system.								

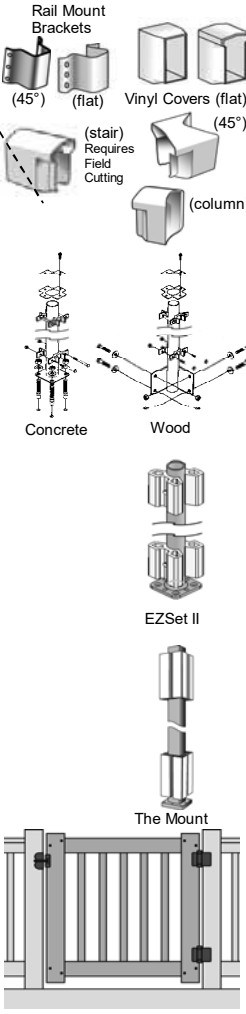
	Catalog No.	Square Posts	White	Almond	Clay	Packaged Quantity	Wt.	
	<b>Flat Sections</b>							
	66163	End Post Flat (a) – 4" x 4" x 44"	•	•	•	1	5.0	
	66162	Line Post Flat (b) – 4" x 4" x 44"	•	•	•	1	5.0	
	66161	Corner Post Flat (c) – 4" x 4" x 44"	•	•	•	1	5.0	
	66166	Line Post 45° (g) – 4" x 4" x 44"	•	•	•	1	5.0	
	649544	Blank Post – 4" x 4" x 44"	•	•	•	1	4.7	
<b>Stair Posts</b>								
	64641L	Flat to Stair Corner Post Left (d) – 4" x 4" x 44"	•	•	•	1	4.5	
	64641R	Flat to Stair Corner Post Right (e) – 4" x 4" x 44"	•	•	•	1	4.5	
	66462	Line Post Stair (f) – 4" x 4" x 51-1/2"	•	•	•	1	4.5	
	64642	Flat to Stair Line Post (h) – 4" x 4" x 44"	•	•	•	1	4.5	
	66463	End Post Stair (i) – 4" x 4" x 51-1/2"	•	•	•	1	5.5	
	66568	Inground End Post Stair – 4" x 4" x 75"	•	•	•	1	7.5	
	649552	Blank Post – 4" x 4" x 51-1/2"	•	•	•	1	5.7	

Refer to page 69 for mounting hardware and gate information.

Refer to page 74 for finishing accessories.

Refer to page 80 for porch posts, columns, and post wraps.

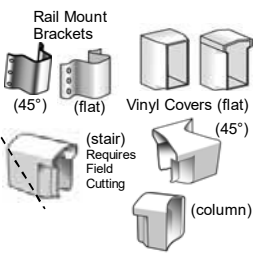
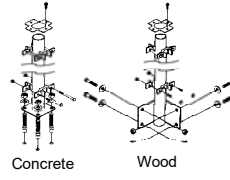
Almond Color: specify "AL" after part number.  
Clay Color: specify "C" after part number.

	Catalog No.	Mounting Hardware	White	Almond	Clay	Packaged Quantity	Wt.
	<b>Bracket Hardware Options</b>						
	71348	T-Rail Rail Mount Hardware Pack, flat*	•	•	•	1	1.0
	71349	T-Rail Rail Mount Hardware Pack, stair*	•	•	•	1	1.0
	71343	T-Rail Rail Mount Hardware Pack, 45°*	•	•	•	1	1.1
	71344	T-Rail Rail Mount Hardware Pack, column**	•	•	•	1	0.5
*Pack includes: 4 aluminum brackets, 2 2x4 and 2 T-Rail vinyl covers, screws **Pack includes: 2 aluminum brackets, 1 2x4 and 1 T-Rail vinyl cover, screws							
<b>Post Support Options</b>							
	71450	Post Support Kit (concrete), flat (37-1/2" actual height), for routed system only				1	8.0
	71452	Post Support Kit (concrete), stair (48" actual height), for routed system only				1	11.0
	71455	Post Support Kit (wood), flat (42-1/2" actual height)				1	9.5
	71457	Post Support Kit (wood), stair (54" actual height) Kit includes: Welded pipe & plate, (2) EZ set brackets, railing plate & screw, concrete anchors (concrete mount) or bolts (wood mount), nuts & washers				1	9.5
	714610	EZ Set II Bracketed Post Support Kit (concrete), flat (37-1/2" actual height) Kit includes: Welded pipe and plate, (4) internal blocks, hardware and concrete anchors				1	8.0
	714615	The Mount 36" height (includes 4" molded pvc guides)				1	12.0
	714617	The Mount Mounting Hardware for Wood & Composite Applications Kit includes: (4) 5/16-18x1" bolts; (4) 5/16-18x6" bolts; (8) flat, SAE washers; (4) #10x3/4" self drilling screws; (1) post mount leveling plate; (1) post mount mounting plate; (4) 5/16-18 hex nuts; (1) bag of (16) #10x1.000 self drilling screws; (1) instruction sheet				1	3.6
	714618	The Mount Mounting Hardware for Concrete Applications Kit includes: (4) 5/16-18x1" bolts; (8) flat, SAE washers; (4) #10x3/4" self drilling screws; (1) post mount leveling plate; (1) bag of (16) #10x1.000 self drilling screws; (4) concrete anchors; (1) instruction sheet				1	1.5
For complete installation of The Mount, order both The Mount and either Hardware kit, depending upon application.							
<b>Catalog No.</b>		<b>Gates (builds up to 60" wide gate)</b>	<b>White</b>	<b>Almond</b>	<b>Clay</b>	<b>Packaged Quantity</b>	<b>Box Wt.</b>
	631021	3' Oxford Gate Kit, Square Balusters	•	•	•	1	35.7
	631042	3' Oxford Gate Kit, Classic Balusters	•	•	•	1	36.3
Kit includes: (2) aluminum reinforced uprights, (2) upright caps, (2) 2x4 aluminum reinforced rails, (10) balusters, (16) stainless steel screws, (2) self-closing gate hinges, (1) gate latch.							
<b>Catalog No.</b>		<b>Replacement Packs</b>	<b>White</b>	<b>Almond</b>	<b>Clay</b>	<b>Packaged Quantity</b>	<b>Box Wt.</b>
	28504	Oxford 8" Rail Pack, Flat	•	•	•	1	17.0
	28508	Oxford 8" Rail Pack, Stair	•	•	•	1	17.0
	37153F	Square Baluster Replacement Pack, 39-1/4**	•	•	•	19	13.4
	47042F	Classic Baluster Replacement Pack, 33-1/4"	•	•	•	19	13.4
* Square 39-1/4" baluster requires field cutting for 3'							

Refer to page 74 for finishing accessories.  
Refer to page 80 for porch posts, columns, and post wraps.

Almond Color: specify "AL" after part number.  
Clay Color: specify "C" after part number.



	Catalog No.	Mounting Hardware	White	Almond	Clay	Packaged Quantity	Wt.
	<b>Bracket Hardware Options</b>						
	71348	T-Rail Rail Mount Hardware Pack, flat*	•	•	•	1	1.0
	71349	T-Rail Rail Mount Hardware Pack, stair*	•	•	•	1	1.0
	71343	T-Rail Rail Mount Hardware Pack, 45°*	•	•	•	1	1.1
	71344	T-Rail Rail Mount Hardware Pack, column**	•	•	•	1	0.5
*Pack includes: 4 aluminum brackets, 2 2x4 and 2 T-Rail vinyl covers, screws **Pack includes: 2 aluminum brackets, 1 2x4 and 1 T-Rail vinyl cover, screws							
<b>Post Support Options</b>							
	71451	Post Support Kit (concrete), flat (43-1/2" actual height), for routed system only				1	8.0
	71452	Post Support Kit (concrete), stair (48" actual height), for routed system only				1	11.0
	71456	Post Support Kit (wood), flat (49-1/2" actual height)				1	9.5
	71457	Post Support Kit (wood), stair (54" actual height) Kit includes: Welded pipe & plate, (2) EZ set brackets, railing plate & screw, concrete anchors (concrete mount) or bolts (wood mount), nuts & washers				1	9.5
	714611	EZ Set II Bracketed Post Support Kit (concrete), flat (43-1/2" actual height) Kit includes: Welded pipe and plate, (4) internal blocks, hardware and concrete anchors				1	8.0
	714616	The Mount 42" height (includes 4" molded pvc guides)				1	14.0
	714617	The Mount Mounting Hardware for Wood & Composite Applications Kit includes: (4) 5/16-18x1" bolts; (4) 5/16-18x6" bolts; (8) flat, SAE washers; (4) #10x3/4" self drilling screws; (1) post mount leveling plate; (1) post mount mounting plate; (4) 5/16-18 hex nuts; (1) bag of (16) #10x1.000 self drilling screws; (1) instruction sheet				1	3.6
	714618	The Mount Mounting Hardware for Concrete Applications Kit includes: (4) 5/16-18x1" bolts; (8) flat, SAE washers; (4) #10x3/4" self drilling screws; (1) post mount leveling plate; (1) bag of (16) #10x1.000 self drilling screws; (4) concrete anchors; (1) instruction sheet For complete installation of The Mount, order both The Mount and either Hardware kit, depending upon application.				1	1.5
<b>Gates</b> (builds up to 60" wide gate)							
	631023	3-1/2' Oxford Gate Kit, Square Balusters	•	•	•	1	39.3
	631044	3-1/2' Oxford Gate Kit, Classic Balusters	•	•	•	1	38.7
Kit includes: (2) aluminum reinforced uprights, (2) upright caps, (2) 2x4 aluminum reinforced rails, (10) balusters, (16) stainless steel screws, (2) self-closing gate hinges, (1) gate latch.							
<b>Replacement Packs</b>							
	28504	Oxford 8' Rail Pack, Flat	•	•	•	1	17.0
	28508	Oxford 8' Rail Pack, Stair	•	•	•	1	17.0
	37153F	Square Baluster Replacement Pack, 39-1/4"	•	•	•	19	13.4
	47043F	Classic Baluster Replacement Pack, 39-1/4" * Square 39-1/4" baluster requires field cutting for 3'	•	•	•	19	13.4

Refer to page 74 for finishing accessories.

Refer to page 80 for porch posts, columns and post wraps.

Almond Color: specify "AL" after part number.  
Clay Color: specify "C" after part number.

### Oxford – Glass Railing

	3-1/2' Glass System Rail Packs (include top + bottom rails)		Actual Length	White	Almond	Clay	Packaged Quantity	Wt.
	28513	6' Oxford Rail Pack, Flat	71-1/2"	•	•	•	1	24.0
	28517	6' Oxford Rail Pack, Stair Routed for Glass Balusters	71-1/2"	•	•	•	1	26.0
<b>Catalog No.</b> Glass System Baluster Packs (for flat and stair sections)							<b>Packaged Quantity</b>	<b>Wt.</b>
71370F							8	33.1
Glass Balusters 6' Pack 4" x 3/8" x 38-1/4", Clear Refer to page 65 for post mounting hardware								

### Oxford – Steep Stair

	Steep Stair Rail Packs* 37°-42° Applications (include top + bottom rails)		Actual Length	White	Almond	Clay	Packaged Quantity	Wt.
	28393	6' Oxford Rail Pack, Stair	71-1/2"	•	•	•	1	14.5
	28394	8' Oxford Rail Pack, Stair Routed for steep stair (37°-42°) applications	95-1/2"	•	•	•	1	18.0
<b>Catalog No.</b> Steep Stair Baluster Packs (include section quantities of balusters)				White	Almond	Clay	Packaged Quantity	Wt.
37159F				•	•	•	11	9.5
37161F				•	•	•	15	12.9
*Works with routed system only. Refer to pages 65 & 66 for post information.								

### Oxford – Replacement Packs

	Replacement Packs Oxford Railing		White	Almond	Clay	Packaged Quantity	Wt.	
	28504	Oxford 8' Rail Pack, Flat	•	•	•	1	17.0	
	28508	Oxford 8' Rail Pack, Stair	•	•	•	1	17.0	
	37153F	Square Baluster Replacement Pack, 39-1/4**	•	•	•	19	13.4	
	47042F	Classic Baluster Replacement Pack, 33-1/4"	•	•	•	19	13.4	
	47043F	Classic Baluster Replacement Pack, 39-1/4"	•	•	•	19	13.4	
**Square 39-1/4" baluster requires field cutting for 3'								

	Aluminum Baluster Rail Component Packs for use with 3' & 3-1/2' Aluminum Balusters (sold separately) (Includes top + bottom rails)		Actual Length	White	Almond	Clay	Packaged Quantity	Wt.	
	28614	6' Oxford Rail Pack, Flat	71-1/2"	•	•	•	1	15.3	
	28814	8' Oxford Rail Pack, Flat	95-1/2"	•	•	•	1	20.5	
	28617	6' Oxford Rail Pack, Stair	71-1/2"	•	•	•	1	15.3	
	28818	8' Oxford Rail Pack, Stair Routed for 3/4" Round Aluminum Balusters	95-1/2"	•	•	•	1	20.5	
	<b>Catalog No.</b> Aluminum Baluster Component Packs for use with Aluminum Baluster Rail Component Packs (sold separately) includes 20 ea - 3/4" Round Aluminum Balusters (15 balusters/6' section and 20 balusters/8' section)							<b>Packaged Quantity</b>	<b>Wt.</b>
	<b>3' Tall Sections</b>								
	362033							20	1.5
	362031							20	1.4
	<b>3-1/2' Tall Sections</b>								
	362039							20	1.7
	362037							20	1.6
	<b>Catalog No.</b> Aluminum Baluster Gate Kits (builds up to 60" wide gate) for use with 3' & 3-1/2' Alumi- num Balusters (sold separately) 60" wide gate uses 11 balusters				White	Almond	Clay	Packaged Quantity	Wt.
631025				•	•	•	1	27.8	
631026				•	•	•	1	30.8	
3-1/2' Gate Kit for Round Aluminum Balusters Kit includes: (2) aluminum reinforced uprights, (2) upright caps, (2) 2x4 aluminum reinforced rails, (16) stainless steel screws, (2) self-closing gate hinge, (1) gate latch									

Refer to page 74 for finishing accessories.

Refer to page 80 for porch posts, columns and post wraps.

Almond Color: specify "AL" after part number.  
Clay Color: specify "C" after part number.

# Kingston Boxed Kits With Brackets

3' High / 6', 8' & 10' Wide

Vinyl Railing

Image	Catalog No.	Boxed Railing Kits (Includes: top + bottom rails, balusters, crush block & rail mount bracket hardware)	Actual Length	Color			Warm Spice	Rustic Rose	Pkgd Quant.	Wt.	
				White	Almond	Clay					
	<b>FLAT Sections with Flat Brackets</b>										
	285006	6' Kingston Section, Square Balusters	68-1/2"	•	•	•	•	•	1	22.1	
	285008	8' Kingston Section, Square Balusters	92-1/2"	•	•	•	•	•	1	30.2	
	285010	10' Kingston Section, Square Balusters	116-1/2"	•	•	•	•	•	1	36.4	
	285206	6' Kingston Section, Traditional Balusters	68-1/2"	•	•	•	•	•	1	22.1	
	285208	8' Kingston Section, Traditional Balusters	92-1/2"	•	•	•	•	•	1	30.2	
	285210	10' Kingston Section, Traditional Balusters	116-1/2"	•	•	•	•	•	1	36.4	
	<b>STAIR Sections with Stair Brackets (crush block not required)</b>										
	286006	6' Kingston Section, Square Balusters	68-1/2"	•	•	•	•	•	1	20.9	
	286008	8' Kingston Section, Square Balusters	92-1/2"	•	•	•	•	•	1	28.4	
286206	6' Kingston Section, Traditional Balusters	68-1/2"	•	•	•	•	•	1	20.9		
286208	8' Kingston Section, Traditional Balusters	92-1/2"	•	•	•	•	•	1	28.4		
	<b>Blank Posts</b>										
	649538	4" x 4" x 38" Square Post		•	•	•	•	•	1	4.1	
	649544	4" x 4" x 44" Square Post		•	•	•	•	•	1	4.7	
	<b>Mounting Hardware</b>										
	<b>Bracket Hardware Options</b>										
	704132	Kingston Rail Mount Hardware Pack, flat*		•	•	•	•	•	1	2.0	
	704246	Kingston Rail Mount Hardware Pack, stair/steep stair**		•	•	•	•	•	1	3.0	
	704147	Kingston Rail Mount Hardware Pack, column***		•	•	•	•	•	1	1.4	
	704145	Kingston Rail Mount Hardware Pack, 45° *		•	•	•	•	•	1	2.8	
	704143	Kingston Rail Mount Hardware Pack, 22-1/2° *		•	•	•	•	•	1	2.8	
	*Pack Includes: (4) aluminum brackets, (4) vinyl covers, (1) crush block & screws			**Pack Includes: (4) aluminum brackets, (4) vinyl covers & screws							
	***Pack Includes: (2) aluminum brackets, (2) vinyl covers, (1) crush block & screws										
	<b>Post Support Options</b>										
714610	EZ Set II Bracketed Post Support Kit (concrete), flat (37-1/2" actual height) Kit includes: welded pipe & plate, (4) internal blocks, hardware and concrete anchors								1	8.0	
714615	The Mount 36" height								1	12.0	
714617	The Mount Mounting Hardware for Wood & Composite Applications Kit includes: (4) 5/16-18x1" bolts; (4) 5/16-18x6" bolts; (8) flat, SAE washers; (4) #10x3/4" self drilling screws; (1) post mount leveling plate; (1) post mount mounting plate; (4) 5/16-18 hex nuts; (1) bag of (16) #10x1.000 self drilling screws; (1) instruction sheet								1	3.6	
714618	The Mount Mounting Hardware for Concrete Applications Kit includes: (4) 5/16-18x1" bolts; (8) flat, SAE washers; (4) #10x3/4" self drilling screws; (1) post mount leveling plate; (1) bag of (16) #10x1.000 self drilling screws; (4) concrete anchors; (1) instruction sheet.								1	1.5	
For complete installation of The Mount, order both The Mount and either Hardware kit, depending upon application.											
	<b>Gates (builds up to 60" wide gate)</b>										
	631011	3' Kingston Gate Kit, Square Balusters		•	•	•	•	•	1	34.3	
	631012	3' Kingston Gate Kit, Traditional Balusters		•	•	•	•	•	1	35.3	
Kit includes: (2) aluminum reinforced uprights, (2) upright caps, (2) 2x3-1/2 aluminum reinforced rails, (10) balusters, (16) stainless steel screws, (2) self-closing gate hinges, (1) gate latch.											
	<b>Replacement Packs</b>										
	284195	Kingston 8' Rail Pack, Flat		•	•	•	•	•	2	17.0	
	284196	Kingston 8' Rail Pack, Stair		•	•	•	•	•	2	17.0	
	389218F	Square Baluster Replacement Pack, 39-1/4"		•	•	•	•	•	18	13.4	
	371018F	Traditional Baluster Replacement Pack, 33-1/4" *39-1/4" Baluster may require field cutting		•	•	•	•	•	18	9.9	
	<b>Steep Stair</b>										
	284296	Kingston 8' Rail Pack, Steep Stair		•	•	•	•	•	2	17.0	
	389218F	Square Baluster Replacement Pack, 39-1/4" *39-1/4" Baluster may require field cutting		•	•	•	•	•	18	13.4	
	371018F	Traditional Baluster Replacement Pack, 33-1/4"		•	•	•	•	•	18	9.9	
	704246	Kingston Rail Mount Hardware Pack, stair/steep stair** **Pack Includes: (4) aluminum brackets, (4) vinyl covers & screws		•	•	•	•	•	1	3.0	

Refer to page 72 for color codes.

Refer to page 74 for finishing accessories.

Refer to page 80 for porch posts, columns and post wraps.

Note: When installing dark colored railing (Warm Spice, Rustic Rose), keep product stored in a shady/cooler area and out of direct sunlight prior to installation.

# Kingston Boxed Kits With Brackets

3-1/2' High / 6', 8' & 10' Wide Vinyl Railing

Catalog No.	Boxed Railing Kits (Includes: top + bottom rails, balusters, crush block & rail mount bracket hardware)	Actual Length	Color			Warm Spice	Rustic Rose	Pkgd Quant.	Wt.
			White	Almond	Clay				
<b>FLAT Sections with Flat Brackets</b>									
285016	6' Kingston Section, Square Balusters	68-1/2"	•	•	•	•	•	1	22.1
285018	8' Kingston Section, Square Balusters	92-1/2"	•	•	•	•	•	1	30.2
285020	10' Kingston Section, Square Balusters	116-1/2"	•	•	•	•	•	1	36.4
<b>STAIR Sections with Stair Brackets (crush block not required)</b>									
286306	6' Kingston Section, Square Balusters	68-1/2"	•	•	•	•	•	1	22.1
286308	8' Kingston Section, Square Balusters	92-1/2"	•	•	•	•	•	1	30.2
<b>Blank Posts</b>									
649544	4" x 4" x 44" Square Post		•	•	•	•	•	1	4.7
649548	4" x 4" x 48" Square Post		•	•	•	•	•	1	4.1
649552	4" x 4" x 51-1/2" Square Post		•	•	•	•	•	1	4.0
<b>Mounting Hardware</b>									
<b>Bracket Hardware Options</b>									
704132	Kingston Rail Mount Hardware Pack, flat*		•	•	•	•	•	1	2.0
704246	Kingston Rail Mount Hardware Pack, stair/steep stair**		•	•	•	•	•	1	3.0
704147	Kingston Rail Mount Hardware Pack, column***		•	•	•	•	•	1	1.4
704145	Kingston Rail Mount Hardware Pack, 45° *		•	•	•	•	•	1	2.8
704143	Kingston Rail Mount Hardware Pack, 22-1/2° *		•	•	•	•	•	1	2.8
*Pack Includes: (4) aluminum brackets, (4) vinyl covers, (1) crush block & screws			**Pack Includes: (4) aluminum brackets, (4) vinyl covers & screws						
***Pack Includes: (2) aluminum brackets, (2) vinyl covers, (1) crush block & screws									
<b>Post Support Options</b>									
714611	EZ Set II Bracketed Post Support Kit (concrete), flat (43-1/2" actual height) Kit includes: welded pipe & plate, (4) internal blocks, hardware and concrete anchors							1	8.0
714616	The Mount 42" height (includes 4" molded pvc guides)							1	14.0
714617	The Mount Mounting Hardware for Wood & Composite Applications, Kit includes: (4) 5/16-18x1" bolts; (4) 5/16-18x6" bolts; (8) flat, SAE washers; (4) #10x3/4" self drilling screws; (1) post mount leveling plate; (1) post mount mounting plate; (4) 5/16-18 hex nuts; (1) bag of (16) #10x1.000 self drilling screws; (1) instruction sheet							1	3.6
714618	The Mount Mounting Hardware for Concrete Applications, Kit includes: (4) 5/16-18x1" bolts; (8) flat, SAE washers; (4) #10x3/4" self drilling screws; (1) post mount leveling plate; (1) bag of (16) #10x1.000 self drilling screws; (4) concrete anchors; (1) instruction sheet							1	1.5
For complete installation of The Mount, order both The Mount and either Hardware kit, depending upon application.									
<b>Gates (builds up to 60" wide gate)</b>									
631013	3-1/2' Kingston Gate Kit, Square Balusters		•	•	•	•	•	1	37.5
Kit includes: (2) aluminum reinforced uprights, (2) upright caps, (2) 2x3-1/2 aluminum reinforced rails, (10) balusters, (16) stainless steel screws, (2) self-closing gate hinges, (1) gate latch.									
<b>Replacement Packs</b>									
284195	Kingston 8' Rail Pack, Flat		•	•	•	•	•	2	17.0
284196	Kingston 8' Rail Pack, Stair		•	•	•	•	•	2	17.0
389218F	Square Baluster Replacement Pack, 39-1/4" ** **39-1/4" Baluster may require field cutting		•	•	•	•	•	18	13.4
<b>Steep Stair</b>									
284296	Kingston 8' Rail Pack, Steep Stair		•	•	•	•	•	2	17.0
389218F	Square Baluster Replacement Pack, 39-1/4" **		•	•	•	•	•	18	13.4
704246	Kingston Rail Mount Hardware Pack, stair/steep stair** **Pack Includes: (4) aluminum brackets, (4) vinyl covers & screws		•	•	•	•	•	1	3.0

Refer to page 74 for finishing accessories.

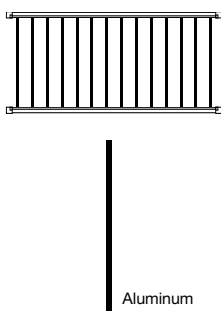
Refer to page 80 for porch posts, columns and post wraps.

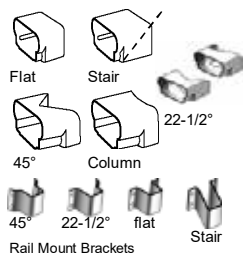
Note: When installing dark colored railing (Warm Spice, Rustic Rose), keep product stored in a shady/cooler area and out of direct sunlight prior to installation.

Almond Color: specify "AL" after part number.  
Clay Color: specify "C" after part number.  
Warm Spice Color: specify "WS" after part number.  
Rustic Rose Color: specify "RR" after part number.

# Kingston Aluminum Balusters

3' & 3-1/2' High / 6' & 8' Wide Vinyl Railing

	Aluminum Baluster Rail Component Packs for use with Aluminum Balusters (sold separately) Top and bottom rail only (hardware packs sold separately)									
	Catalog No.	Actual Length	White	Almond	Clay	Warm Spice	Rustic Rose	Pkgd Quant.	Wt.	
<b>FLAT Packs with Flat Brackets</b>										
286395	6' Kingston Rail Pack-Use with Round Aluminum Balusters	68-1/2"	•	•	•	•	•	1	13.6	
288395	8' Kingston Rail Pack-Use with Round Aluminum Balusters	92-1/2"	•	•	•	•	•	1	18.3	
<b>STAIR Packs with Stair Brackets (crush block not required)</b>										
286396	6' Kingston Rail Pack-Use with Round Aluminum Balusters	68-1/2"	•	•	•	•	•	1	13.6	
288396	8' Kingston Rail Pack-Use with Round Aluminum Balusters	92-1/2"	•	•	•	•	•	1	18.3	
<b>Aluminum Baluster Component Packs for use with Aluminum Baluster Rail Component Packs (sold separately) includes 20-3/4" Round Aluminum Balusters (15 balusters/6' section and 20 balusters/8' section)</b>										
<b>3' Tall Sections</b>										
362033	33" Aluminum Baluster 3/4" Pack, Round (Flat sections), Black							20	1.5	
362031	31" Aluminum Baluster 3/4" Pack, Round (Stair sections), Black							20	1.4	
<b>3-1/2' Tall Sections</b>										
362039	39" Aluminum Baluster 3/4" Pack, Round (Flat sections), Black							20	1.7	
362037	37" Aluminum Baluster 3/4" Pack, Round (Stair sections), Black							20	1.6	
<b>Aluminum Baluster Gate Kits (builds up to 60" wide gate) for use with 3' &amp; 3-1/2' Aluminum Balusters (sold separately) 60" wide gate uses 11 balusters</b>										
Catalog No.	White	Almond	Clay	Warm Spice	Rustic Rose	Pkgd Quant.	Wt.			
631025	•	•	•	•	•	1	27.8			
631026	•	•	•	•	•	1	30.8			

	Aluminum Baluster Gate Kits (builds up to 60" wide gate) for use with 3' & 3-1/2' Aluminum Balusters (sold separately) 60" wide gate uses 11 balusters											
	Catalog No.	White	Almond	Clay	Warm Spice	Rustic Rose	Pkgd Quant.	Wt.				
<b>Mounting Hardware</b>												
<b>Bracket Hardware Options</b>												
704132	Kingston Rail Mount Hardware Pack, flat*					•	•	•	•	•	1	2.0
704246	Kingston Rail Mount Hardware Pack, stair/steep stair**					•	•	•	•	•	1	3.0
704147	Kingston Rail Mount Hardware Pack, column***					•	•	•	•	•	1	1.4
704145	Kingston Rail Mount Hardware Pack, 45° *					•	•	•	•	•	1	2.8
704143	Kingston Rail Mount Hardware Pack, 22-1/2° *					•	•	•	•	•	1	2.8
*Pack Includes: (4) aluminum brackets, (4) vinyl covers, (1) crush block & screws					**Pack Includes: (4) aluminum brackets, (4) vinyl covers & screws							
					***Pack Includes: (2) aluminum brackets, (2) vinyl covers, (1) crush block & screws							













Refer to page 74 for finishing accessories.  
Refer to page 80 for porch posts, columns and post wraps.

Note: When installing dark colored railing (Warm Spice, Rustic Rose), keep product stored in a shady/cooler area and out of direct sunlight prior to installation.

# Finishing Accessories

(for use with  
Vinyl Railing Systems)

Vinyl Railing

	Catalog No.	Finishing Accessories	White	Almond	Clay	Warm Spice	Rustic Rose	Min. Ord. Quantity	Box Wt.
<b>Caps and Trims</b>									
Gothic 	70409	Gothic Cap, External – 4" x 4"	•	•				1	0.6
Flat Int. 	70411	Flat Cap, Internal – 4" x 4"	•	•	•			1	0.1
Ball 	70492	Ball Cap, External – 4" x 4"	•	•				1	0.4
Flat Ext. 	70414	Flat Cap, External – 4" x 4"	•	•	•	•	•	1	0.3
New England 	70426	New England Cap, External – 4" x 4"	•	•	•	•	•	1	0.5
Decorative Post Trim 	70450	Matte Finish Decorative Post Trim – 4" x 4"	•	•	•	•	•	1	0.2
Decorative Post Trim 	70484	Decorative Post Trim – 5" x 5"	•		•			1	0.3
Base Trim Cover 2 Piece 4"x4" 	70401	Post Base Trim Cover, 2 piece – 4" x 4"	•	•	•			1	0.1
Porch Post Trim 5"x5" 	70407	Porch Post Trim, 4 piece – 5" x 5"	•	•	•			1	0.5
Porch Post Trim 4"x4" 	70480	Porch Post Trim, 4 piece – 4" x 4"	•	•				1	0.5
Post Trim 6"x6" 	73048	Post Trim, 4 piece – 6" x 6" – Works with all sizes	•	•				1	0.9
Flat Pyramid 	73047	Flat Pyramid Cap 6" x 6"	•					1	0.7


Note: When installing dark colored railing (Warm Spice, Rustic Rose), keep product stored in a shady/cooler area and out of direct sunlight prior to installation.

Almond Color: specify "AL" after part number.  
Clay Color: specify "C" after part number.  
Warm Spice Color: specify "WS" after part number.  
Rustic Rose Color: specify "RR" after part number.

# Finishing Accessories

(for use with Vinyl Railing Systems)

Vinyl Railing

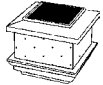
	Catalog No.	Blank Post (for use with Vinyl Railing Systems)	White	Almond	Clay	Warm Spice	Rustic Rose	Packaged Quantity	Pack Wt.
	<b>Square Posts</b>								
 <p>Square Post</p>	649538	4" x 4" Post, 38" length	•	•	•	•	•	1	4.1
	649544	4" x 4" Post, 44" length	•	•	•	•	•	1	4.7
	649548	4" x 4" Post, 48" length	•	•	•	•	•	1	5.2
	649552	4" x 4" Post, 51-1/2" length	•	•	•	•	•	1	5.8
	6495107	4" x 4" Decorative Post Cover, 107" length	•	•	•			1	12.5
	5395107	5" x 5" Decorative Post Cover, 107" length	•	•				1	14.0
	73046	6" x 6" Decorative Post Cover, 120" length	•					1	13.0

	Catalog No.	Hardware	Packaged Quantity	Box Wt.
	27635	Drop Pin Kit	1	2.5
	71413	1-5/8" EZ Set Post Bracket	1	0.7

# Decorative Finishing Accessories

(for use with Vinyl Railing Systems)



Vinyl Railing

	Catalog No.	Decorative Post Caps and Trim	Packaged Quantity	Box Wt.
	<b>Solar Cap 5" x 5" Includes Adapter for 4" x 4" Posts</b>			
 <p>5" x 5" Solar Cap</p>	840031	Solar Cap 5" x 5" - White	1	2.0
	840032	Solar Cap 5" x 5" - Black	1	2.0

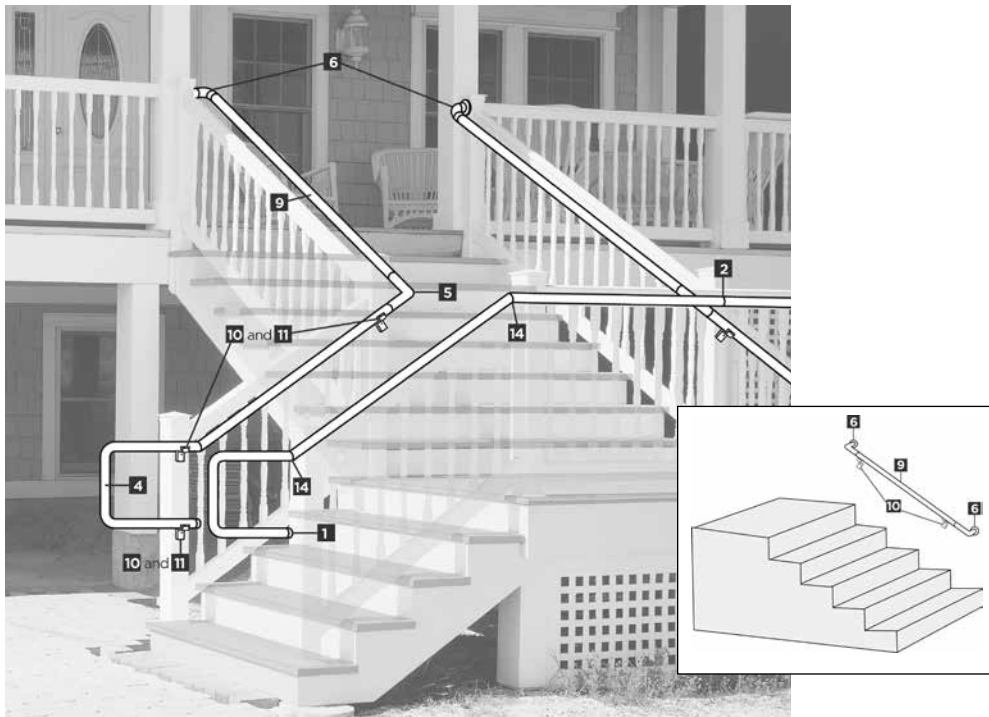


# Handrail – Aluminum

## Aluminum Railing

 		Catalog No.	Sections	White	Black	Packaged Quantity	Wt.
1	2	74089	1-1/2" Diameter Aluminum End Cap (1) <i>Finishes open end of Handrail</i>	•	•	1	1.0
3	4	74083	1-1/2" OD 180° End Loop (4) <i>Finishes steps or handicap ramps</i>	•	•	1	4.0
5	6	74084	1-1/2" OD – 90° Corner (5) <i>For inside or outside 90° corners</i>	•	•	1	3.0
7	8	74085	1-1/2" OD – 90° Post/Wall Return (6) <i>Terminates handrail into wall or post at 90°</i>	•	•	1	2.0
9	10	74080	1-1/2" OD x 80" Aluminum Handrail (7)	•	•	1	8.0
11	12	74104	1-1/2" OD x 104" Aluminum Handrail (8)	•	•	1	11.0
13	14	74120	1-1/2" OD x 120" Aluminum Handrail (9)	•	•	1	14.0
7	8	74081	Straight Wall Return (3) <i>Terminates handrail straight into a wall or post</i>	•	•	1	1.0
10	11	74070	Handrail Straight Joiner (2) <i>Connects straight runs of handrail</i>	NA	NA	1	0.1
12	13	74069	Handrail Joint Ring (12) <i>Used to finish the connection between pieces (optional)</i>	•	•	1	0.1
14	15	74028	Handrail Bracket Assembly (10)* <i>Connects handrail to wall or post</i>	•	•	1	2.6
16	17	74029	Handrail EZ Post Attachment Kit (11) <i>Connects handrail bracket to post when using EverNew</i>	NA	NA	1	1.8
18	19	74071	Handrail Inside Corner Bracket (13) <i>Connects inside corner to post</i>	•	•	1	1.2
20	21	74088	Aluminum External Joiner (14)	•	•	1	0.5


\*Spacing of brackets should be 6 feet on center.



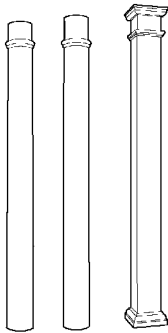
Black Color: specify "BK" after part number.



## Porch Posts


 <p>Colonial Square</p>	Catalog No.	Structural Porch Posts	White	Almond	Clay	Packaged Quantity	Wt.
	73017	Colonial Porch Post – 5" x 5" x 108"	•	•		1	34.0
	73020	Colonial Porch Post – 4" x 4" x 108"	•	•		1	22.7
	73019	Square Porch Post – 5" x 5" x 108"	•	•	•	1	23.8
	*Includes tie-down mounting plates and 4-piece post trim for top & bottom						
	Catalog No.	Decorative Porch Posts, Non-Structural	White	Almond	Clay	Packaged Quantity	Wt.
	6495107	Decorative Porch Post Cover – 4" x 4" x 107"	•	•	•	1	12.5
	5395107	Decorative Porch Post Cover – 5" x 5" x 107"	•	•		1	14.0
	73046	Decorative Porch Post Cover – 6" x 6" x 120"	•			1	13.0

## Columns

	Catalog No.	Columns and Trim Sets	Packaged Quantity	Wt.	
	<b>Columns (with Mounting Plates)</b>				
	73030	Round Tapered Column 8" x 108"	1	37.0	
	73031	Round Tapered Column 10" x 108"	1	45.0	
	73032	Round Non-Tapered Column – 8" x 108"	1	36.0	
	73033	Square Column – 8" x 8" x 108"	1	37.0	
	<b>Trim Set (includes Cap, Base, Ring and Mounting Hardware)</b>				
	73035	8" Round Tapered Cap/Base Trim Set	1	5.0	
	73036	8" Round Non-Tapered Cap/Base Trim Set	1	5.0	
	73037	10" Round Tapered Cap/Base Trim Set	1	5.0	
73038	8" Square Cap/Base Trim Set	1	5.0		

For complete column installation, order both column and trim set.

## Post Wraps

 <p><b>Certa-SNAP™ WRAP</b> TRANSFORMS WOOD POSTS IN A SNAP</p>	Catalog No.	Certa-Snap® Wrap	White	Almond	Packaged Quantity	Wt.	
	<b>Smooth Finish Kits (include 4 post wrap panels and 4 corner trims)</b>						
	239001	Certa-Snap 4" x 4" x 120" Kit	•	•	4	7.9	
	239002	Certa-Snap 6" x 6" x 120" Kit	•	•	2	10.3	
	Kits must be purchased in full master carton (or packaged) quantities. Base Trim sold separately.						
	<b>Base Trims</b>						
70489	Certa-Snap 4" x 4" Base Trim	•	•	1	0.5		
70497	Certa-Snap 6" x 6" Base Trim	•	•	1	0.9		

Almond Color: specify "AL" after part number.

# Posts, Columns and Accessories

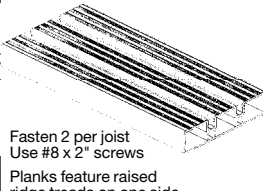
# Posts, Columns and Accessories

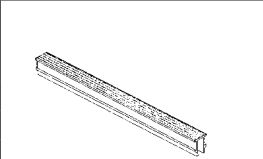
Floor/Ceiling Space Required					
Catalog No.	Post Size	Type	Outer Dimensions	Notes	
<b>For Non Structural Posts</b>					
Decorative Post Trim	70450	4" x 4"	1 Piece	5-1/4" x 5-1/4"	Matte Finish
Decorative Post Trim	70484	5" x 5"	1 Piece	6-1/2" x 6-1/2"	
Decorative Post Trim	73048	6" x 6"	4 Piece	8-3/8" x 8-3/8"	
Post Base Trim	70401	4" x 4"	2 Piece	5-1/2" x 5-1/2"	
<b>For Porch Posts</b>					
Porch Post Trim	70407	5" x 5"	4 Piece	7-7/8" x 7-7/8"	Packaged with Porch Post
Porch Post Trim	70480	4" x 4"	4 Piece	6-1/4" x 6-1/4"	Packaged with Porch Post
<b>For Porch Wraps</b>					
Certa-Snap Trim	70489	4" x 4"	4 Piece	5-5/8" x 5-5/8"	
Certa-Snap Trim	70497	6" x 6"	4 Piece	7-7/8" x 7-7/8"	
<b>For Columns</b>					
Round Tapered Column	73035*	8"	1 Piece	Bottom 10-7/8" x 10-7/8"	Sold as a kit with cap, base/trim
			1 Piece	Top 9-1/8" x 9-1/8"	
Round Tapered Column	73037*	10"	1 Piece	Bottom 13" x 13"	Sold as a kit with cap, base/trim
			1 Piece	Top 11-1/4" x 11-1/4"	
Round Column Non Tapered	73036*	8"	1 Piece	Bottom 10-7/8" x 10-7/8"	Sold as a kit with cap, base/trim
			1 Piece	Top 10-7/8" x 10-7/8"	
Square Column	73038*	8"	1 Piece	Bottom 11-1/4" x 11-1/4"	Sold as a kit with cap, base/trim
			1 Piece	Top 11-1/4" x 11-1/4"	

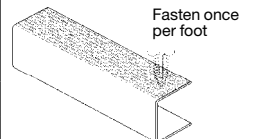
\*Required for complete column installation      Note – Not all trims available in all colors

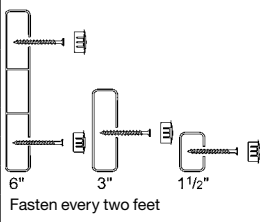
# EverNew® Vinyl Decking

# Vinyl Decking

 <p>Fasten 2 per joist Use #8 x 2" screws Planks feature raised ridge treads on one side</p>	Catalog No.	Deck Planks 1-1/2" x 5-1/2"	White	Colors	Min. Ord. Quantity	Wt.
	119145	Deck Plank x 145" (12')	•	•	1	12.5
119193	Deck Plank x 193" (16') – minimum quantity 25 pcs.	•	•	25	17.0	
119241	Deck Plank x 241" (20)* – full pallet orders only	•	•	50	21.0	
*Available only as part of half or full truckload.						

	Catalog No.	Fill Pieces	White	Colors	Min. Ord. Quantity	Wt.
	129145	Fill Piece x 145" (12')	•	•	1	0.7
129193	Fill Piece x 193" (16') – minimum quantity 50 pcs.	•	•	50	0.7	
129241	Fill Piece x 241" (20') – 100 pcs. quantity only	•	•	100	0.9	
Fill pieces not included with planks – order separately. 2' of fill piece per 1' of plank.						

 <p>Fasten once per foot</p>	Catalog No.	End Covers	White	Colors	Min. Ord. Quantity	Wt.
	<b>End Cover "C" Channel</b>					
139144	End Cover x 144" (12')	•	•	1	2.5	
70820P	End Cover Fastener (price/pack, 25/pack)	•	•	1	0.3	

 <p>Fasten every two feet Fascia is smooth on both sides</p>	Catalog No.	Fascia	White	Colors	Min. Ord. Quantity	Wt.
	<b>Fascia Board 7/8" Profile</b>					
359096	7/8" x 6" x 96" (8')	•	•	1	4.5	
349096	7/8" x 3" x 96" (8')	•	•	1	2.0	
319096	7/8" x 1-1/2" x 96" (8')	•	•	1	1.5	
70822P	Fascia Cover Plug 3/4" (price/pack, 25/pack)	•	•	1	7.5	
70787P	#8 x 1-1/2" Stainless Steel Screw (price/pack, 100/pack)			1	1.0	

Gray and Almond Colors: specify "G" or "AL" after part number.





**CertainTeed**

**CEILINGS • DECKING • FENCE • GYPSUM • INSULATION • RAILING • ROOFING • SIDING • TRIM**

20 Moores Road, Malvern, PA 19355 Professional: 800-233-8990 Consumer: 800-782-8777 [certainteeted.com](http://certainteeted.com)